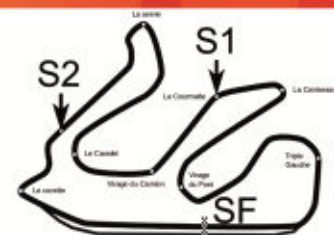


GT TOUR FFSA 2014

30 Mai au 1er Juin



SUPERTOURISME
Essais Privés 1

Circuit de Lédénon (3.14 km)
Classement sur le meilleur tour

Pos.	N°	Nom 1	Nom 2	Team	NT	S1	S2	S3	M Tps	Au tour	Ecart 1er	Ecart prec	M vit	Tps idéal
1	92	BASSO RONALD	BASSO RONALD	BM92	11	27.707	25.178	31.817	1:24.702	9	-	-	133.46	1:24.656
2	3	DAYRAUT JEAN-PHILIPPE	DAYRAUT JEAN-PHILIPPE	VIP CHALLENGE	13	27.672	25.165	32.009	1:24.846	11	0.144	0.144	133.23	1:24.846
3	89	DUMAINE DIDIER	GOMAR NICOLAS	AGS EVENTS	13	28.126	25.377	31.967	1:25.470	10	0.768	0.624	132.26	1:25.437
4	11	RAYMONDIS GREGOR	RAYMONDIS GREGOR	ACOM	16	28.221	25.352	32.235	1:25.808	9	1.106	0.338	131.74	1:25.485
5	30	BELTOISE VINCENT	DINO LUNARDI	CLASSIC & MODERN RACING	15	28.275	25.228	32.474	1:25.977	5	1.275	0.169	131.48	1:25.498
6	2	LOEB SEBASTIEN	MULLER YVAN	LOEB RACING	17	28.480	25.636	32.675	1:26.791	14	2.089	0.814	130.24	1:26.370
7	77	LAGIER BENJAMIN	LAGIER BENJAMIN	NO LIMIT	16	28.235	26.052	32.701	1:26.988	14	2.286	0.197	129.95	1:26.909
8	4	BOTTEMANNE CHRISTIAN	BOTTEMANNE CHRISTIAN	NO LIMIT	15	28.535	25.762	32.778	1:27.075	11	2.373	0.087	129.82	1:26.854
9	7	SERVOL RUDY	SERVOL RUDY	CAP LIBERTE	13	28.837	25.827	32.908	1:27.572	13	2.870	0.497	129.08	1:27.553
10	56	MARTINEZ FRANCK	EMERIC JEAN BAPTISTE	JB EMERIC	14	28.746	25.948	33.440	1:28.134	13	3.432	0.562	128.26	1:27.795
11	101	WALLGREN RODOLPHE	WALLGREN RODOLPHE	AGS EVENTS	12	28.750	26.734	33.159	1:28.643	4	3.941	0.509	127.52	1:28.643
12	23	RICHARD LAURENT	RICHARD LAURENT	BM92	16	29.209	26.296	33.151	1:28.656	15	3.954	0.013	127.5	1:28.342
13	1	MAXIM DMITRIENKO	MAXIM DMITRIENKO	VIP CHALLENGE	16	28.779	26.535	33.652	1:28.966	15	4.264	0.310	127.06	1:28.961
14	6	LAFFITE MARGOT	LAFFITE JACQUES	MULLER RACING	7	28.968	26.672	33.637	1:29.277	6	4.575	0.311	126.62	1:29.093

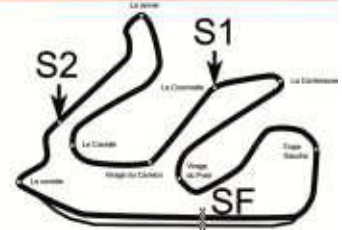
Pas de temps

15	19	BORDAS ANDRE	BORDAS ANDRE	BORDAS	0	-	-	-	-	0	-	-	-	-
16	27	BLANCHEMAIN MICKAEL	BLANCHEMAIN MICKAEL	SKR	0	-	-	-	-	0	-	-	-	-

M Tps : 1:24.702 (133.46 km/h), (N°92) BAS / BAS

GT TOUR FFSA 2014

30 Mai au 1er Juin


SUPERTOURISME
Essais Privés 1

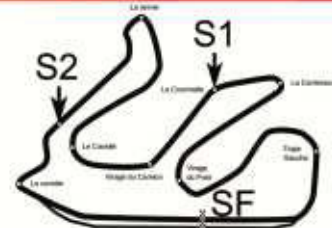
Circuit de Lédenon (3.14 km)

Tour par tour

NT	Heure	S1	S2	S3	Dern. Tr	Total Time	NT	Heure	S1	S2	S3	Dern. Tr	Total Time
N° 1, MAX / MAX, Pos. 13							N° 4, BOT / BOT, Pos. 8						
1	11:05:46	32.646	32.291	31.804	Pit In	3:44.227	8	11:22:49	-	25.892	32.218	7:43.980	20:47.172
2	11:09:34	-	32.487	35.762	3:48.721	7:32.948	9	11:24:10	28.228	25.495	27.733	Pit In	22:08.628
3	11:11:02	30.472	26.953	30.693	Pit In	9:01.066	10	11:28:37	-	25.531	32.660	4:26.517	26:35.145
4	11:14:00	-	26.802	34.211	2:57.345	11:58.411	11	11:30:01	27.672	25.165	32.009	1:24.846	27:59.991
5	11:15:30	29.298	26.970	33.647	1:29.915	13:28.326	12	11:31:30	29.943	25.741	32.564	1:28.248	29:28.239
6	11:17:04	30.241	27.271	36.566	1:34.078	15:02.404	13	11:32:52	28.379	26.186	28.144	Pit In	30:50.948
7	11:18:36	31.060	26.584	34.911	1:32.555	16:34.959	N° 6, LAF M / LAF J, Pos. 14						
8	11:20:07	29.475	26.541	34.380	1:30.396	18:05.355	1	11:05:39	31.687	28.230	34.753	1:34.670	3:37.648
9	11:21:39	29.307	27.100	35.633	1:32.040	19:37.395	2	11:07:19	36.067	30.991	32.910	Pit In	5:17.616
10	11:23:09	29.630	26.589	33.911	1:30.130	21:07.525	3	11:10:53	-	28.022	34.150	3:34.452	8:52.068
11	11:24:39	29.030	27.225	34.245	1:30.500	22:38.025	4	11:12:24	29.761	27.219	33.988	1:30.968	10:23.036
12	11:26:09	29.146	26.748	34.212	1:30.106	24:08.131	5	11:13:54	29.372	26.626	33.499	1:29.497	11:52.533
13	11:27:54	35.149	34.906	34.622	1:44.677	25:52.808	6	11:15:23	28.968	26.672	33.637	1:29.277	13:21.810
14	11:29:25	29.029	26.904	34.438	1:30.371	27:23.179	7	11:16:53	29.431	27.494	33.124	Pit In	14:51.859
15	11:30:53	28.779	26.535	33.652	1:28.966	28:52.145	8	-	-	12:24.24	-	-	-
16	11:32:21	29.267	26.648	31.619	Pit In	30:19.679	N° 7, SER / SER, Pos. 9						
N° 2, LOEB / MUL, Pos. 6							1	11:05:41	31.929	28.238	33.734	1:33.901	3:39.928
1	11:06:03	30.504	26.700	33.658	1:30.862	4:01.459	2	11:07:12	31.119	26.489	33.108	1:30.716	5:10.644
2	11:07:32	29.240	26.961	33.206	1:29.407	5:30.866	3	11:09:07	33.999	36.718	43.835	1:54.552	7:05.196
3	11:09:01	28.569	25.960	33.964	1:28.493	6:59.359	4	11:10:41	32.233	27.559	34.241	Pit In	8:39.229
4	11:10:28	28.641	25.639	32.965	1:27.245	8:26.604	5	11:13:16	-	26.297	33.481	2:35.355	11:14.584
5	11:11:55	28.430	25.630	32.873	1:26.933	9:53.537	6	11:14:45	29.473	25.808	33.335	1:28.616	12:43.200
6	11:13:22	28.537	25.471	32.786	1:26.794	11:20.331	7	11:20:01	29.185	4:11.889	34.955	5:16.029	17:59.229
7	11:14:50	28.903	26.483	32.819	1:28.205	12:48.536	8	11:21:30	28.995	25.849	34.079	1:28.923	19:28.152
8	11:16:22	28.543	25.580	38.044	1:32.167	14:20.703	9	11:22:59	29.841	26.251	33.244	1:29.336	20:57.488
9	11:18:02	35.501	30.966	33.114	Pit In	16:00.284	10	11:24:30	28.959	25.846	36.754	1:31.559	22:29.047
10	11:23:01	-	25.685	32.627	4:59.171	20:59.455	N° 3, DAY / DAY, Pos. 2						
11	11:24:29	28.746	25.431	34.119	1:28.296	22:27.751	1	11:06:26	28.983	25.901	32.967	1:27.851	4:24.660
12	11:25:57	29.404	25.562	32.717	1:27.683	23:55.434	2	11:07:53	28.508	25.702	32.580	1:26.790	5:51.450
13	11:27:24	28.611	25.783	32.509	1:26.903	25:22.337	3	11:09:19	28.308	25.539	32.513	1:26.360	7:17.810
14	11:28:50	28.480	25.636	32.675	1:26.791	26:49.128	4	11:10:47	29.353	25.815	32.460	1:27.628	8:45.438
15	11:30:18	28.705	25.742	32.759	1:27.206	28:16.334	5	11:12:13	28.416	25.649	32.284	1:26.349	10:11.787
16	11:31:45	28.482	25.879	32.977	1:27.338	29:43.672	6	11:13:42	28.198	25.335	35.134	1:28.667	11:40.454
17	11:33:13	28.545	25.762	33.955	1:28.262	31:11.934	7	11:15:05	29.121	25.741	27.876	Pit In	13:03.192

GT TOUR FFSA 2014

30 Mai au 1er Juin


SUPERTOURISME

Circuit de Lédenon (3.14 km)

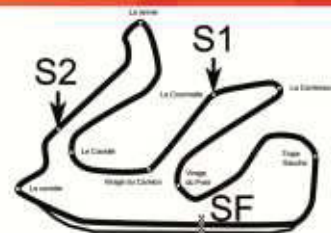
Essais Privés 1

Tour par tour

NT	Heure	S1	S2	S3	Dern. Tr	Total Time	NT	Heure	S1	S2	S3	Dern. Tr	Total Time
N° 7, SER / SER, Pos. 9							N° 30, BEL / DIN, Pos. 5						
7	11:20:01	29.185	4:11.889	34.955	5:16.029	17:59.229	1	11:05:40	30.380	27.674	33.977	1:32.031	3:38.490
8	11:21:30	28.995	25.849	34.079	1:28.923	19:28.152	2	11:07:07	29.914	26.272	30.993	Pit In	5:05.669
9	11:22:59	29.841	26.251	33.244	1:29.336	20:57.488	3	11:10:19	-	25.974	32.722	3:12.383	8:18.052
10	11:24:30	28.959	25.846	36.754	1:31.559	22:29.047	4	11:11:46	28.477	25.508	32.527	1:26.512	9:44.564
11	11:25:55	29.202	25.992	29.353	Pit In	23:53.594	5	11:13:12	28.275	25.228	32.474	1:25.977	11:10.541
12	11:30:36	-	25.931	33.208	4:40.971	28:34.565	6	11:14:35	28.204	25.851	28.836	Pit In	12:33.432
13	11:32:03	28.837	25.827	32.908	1:27.572	30:02.137	7	11:20:54	-	25.408	32.508	6:19.278	18:52.710
N° 11, RAY / RAY, Pos. 4							N° 56, MAR / EME, Pos. 10						
1	11:05:32	29.557	26.138	34.953	1:30.648	3:30.861	1	11:11:18	-	27.322	34.620	3:42.966	9:16.263
2	11:07:00	28.826	26.135	32.787	1:27.748	4:58.609	2	11:12:48	29.962	26.106	34.057	1:30.125	10:46.388
3	11:08:27	28.499	25.802	32.621	1:26.922	6:25.531	3	11:14:18	29.241	26.522	34.099	1:29.862	12:16.250
4	11:09:54	28.538	26.242	32.672	1:27.452	7:52.983	4	11:15:43	29.368	26.029	30.090	Pit In	13:41.737
5	11:11:21	28.388	25.672	32.494	1:26.554	9:19.537	5	11:19:02	-	26.848	33.935	3:19.353	17:01.090
6	11:12:44	28.206	25.911	28.822	Pit In	10:42.476	6	11:20:32	29.231	26.120	33.701	1:29.052	18:30.142
7	11:16:00	-	26.004	30.240	Pit In	13:58.861	7	11:22:00	29.319	25.778	33.312	1:28.409	19:58.551
8	11:20:20	-	26.803	33.285	4:19.457	18:18.318	8	11:23:30	29.782	26.274	34.027	1:30.083	21:28.634
9	11:21:45	28.221	25.352	32.235	1:25.808	19:44.126	9	11:24:59	28.859	26.223	33.498	1:28.580	22:57.214
10	11:23:12	28.342	25.623	32.322	1:26.287	21:10.413	10	11:26:28	29.243	25.978	33.898	1:29.119	24:26.333
11	11:24:47	30.361	28.004	36.852	1:35.217	22:45.630	11	11:27:57	28.705	26.528	33.651	1:28.884	25:55.217
12	11:26:13	27.904	25.346	32.623	1:25.873	24:11.503	12	11:29:26	29.314	26.094	34.311	1:29.719	27:24.936
13	11:27:39	28.350	25.406	32.426	1:26.182	25:37.685	13	11:30:54	28.746	25.948	33.440	1:28.134	28:53.070
14	11:29:09	28.226	27.790	33.968	Pit In	27:07.669	14	11:32:24	28.917	26.470	33.978	1:29.365	30:22.435
15	11:31:16	-	25.907	32.954	2:06.834	29:14.503	N° 77, LAG / LAG, Pos. 7						
16	11:32:42	28.015	25.890	32.275	1:26.180	30:40.683	1	11:05:44	31.479	27.603	34.411	Pit In	3:42.567
N° 23, RIC / RIC, Pos. 12							2	11:09:28	-	34.135	35.482	Pit In	7:26.988
1	11:05:47	33.567	31.003	39.041	1:43.611	3:45.786	3	11:11:52	-	26.783	34.042	2:24.109	9:51.097
2	11:07:40	36.839	37.225	38.956	Pit In	5:38.806	4	11:13:21	29.027	26.448	33.535	1:29.010	11:20.107
3	11:10:43	-	28.519	37.629	3:03.297	8:42.103	5	11:14:52	28.856	27.827	33.747	1:30.430	12:50.537
4	11:12:17	32.028	28.151	33.806	1:33.985	10:16.088	6	11:16:17	28.794	27.018	28.982	Pit In	14:15.331
5	11:13:50	30.771	27.675	34.430	1:32.876	11:48.964	7	11:19:23	-	26.949	33.971	3:06.701	17:22.032
6	11:15:20	29.314	27.062	33.217	1:29.593	13:18.557	8	11:20:53	29.076	26.462	33.832	1:29.370	18:51.402
7	11:16:48	30.054	27.226	31.011	Pit In	14:46.848	9	11:22:22	29.022	26.348	34.160	1:29.530	20:20.932
8	11:20:36	-	27.210	33.563	3:48.053	18:34.901	10	11:23:52	28.610	26.667	34.603	1:29.880	21:50.812
9	11:22:07	29.556	26.807	34.140	1:30.503	20:05.404	11	11:25:22	30.715	26.136	32.874	1:29.725	23:20.537
10	11:23:39	29.560	27.377	35.133	1:32.070	21:37.474							
11	11:25:09	30.498	26.643	33.211	1:30.352	23:07.826							
12	11:26:38	28.895	26.771	33.281	1:28.947	24:36.773							
13	11:28:07	29.131	26.600	33.168	1:28.899	26:05.672							
14	11:29:37	29.086	26.803	33.736	1:29.625	27:35.297							
15	11:31:05	29.209	26.296	33.151	1:28.656	29:03.953							
16	11:32:43	30.658	29.408	37.785	Pit In	30:41.804							

GT TOUR FFSA 2014

30 Mai au 1er Juin


SUPERTOURISME
Essais Privés 1

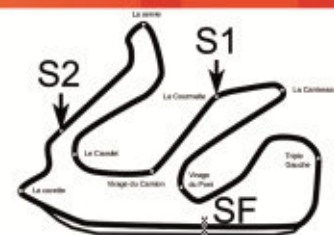
Circuit de Lédenon (3.14 km)

Tour par tour

NT	Heure	S1	S2	S3	Dern. Tr	Total Time	NT	Heure	S1	S2	S3	Dern. Tr	Total Time
N° 77, LAG / LAG, Pos. 7							6	11:20:48	28.797	26.813	5:49.150	Pit In	18:46.511
8	11:20:53	29.076	26.462	33.832	1:29.370	18:51.402	7	11:25:13	-	27.648	34.121	4:25.177	23:11.688
9	11:22:22	29.022	26.348	34.160	1:29.530	20:20.932	8	11:26:45	29.280	27.157	35.205	1:31.642	24:43.330
10	11:23:52	28.610	26.667	34.603	1:29.880	21:50.812	9	11:28:20	32.139	29.075	33.800	1:35.014	26:18.344
11	11:25:22	30.715	26.136	32.874	1:29.725	23:20.537	10	11:29:54	30.559	27.333	36.257	1:34.149	27:52.493
12	11:26:50	28.637	25.973	33.152	1:27.762	24:48.299	11	11:31:26	30.296	27.331	34.169	1:31.796	29:24.289
13	11:28:17	28.619	25.996	32.779	1:27.394	26:15.693	12	11:32:56	29.357	27.689	33.638	1:30.684	30:54.973
14	11:29:44	28.235	26.052	32.701	1:26.988	27:42.681							
15	11:31:12	29.000	26.185	32.808	1:27.993	29:10.674							
16	11:33:05	28.707	47.512	36.281	1:52.500	31:03.174							
N° 89, DUM / GOM, Pos. 3													
1	11:06:12	30.507	28.177	37.884	1:36.568	4:10.226							
2	11:07:59	35.137	35.748	36.814	Pit In	5:57.925							
3	11:10:44	-	30.318	35.970	2:44.458	8:42.383							
4	11:12:16	30.642	28.155	33.948	1:32.745	10:15.128							
5	11:13:52	30.502	28.144	36.534	1:35.180	11:50.308							
6	11:15:21	29.477	26.580	33.391	1:29.448	13:19.756							
7	11:16:52	29.556	27.762	33.891	Pit In	14:50.965							
8	11:24:44	-	28.057	32.317	Pit In	22:42.894							
9	11:27:12	-	26.083	32.567	2:27.792	25:10.686							
10	11:28:37	28.126	25.377	31.967	1:25.470	26:36.156							
11	11:30:04	28.805	25.962	31.965	1:26.732	28:02.888							
12	11:31:30	28.213	25.346	32.309	1:25.868	29:28.756							
13	11:33:00	28.317	26.414	35.280	1:30.011	30:58.767							
N° 92, BAS / BAS, Pos. 1													
1	11:05:32	29.499	26.026	36.561	Pit In	3:31.033							
2	11:10:17	-	26.811	33.291	4:45.025	8:16.058							
3	11:11:44	28.488	25.356	32.345	1:26.189	9:42.247							
4	11:13:09	27.815	25.263	32.143	1:25.221	11:07.468							
5	11:14:45	30.322	31.428	34.843	Pit In	12:44.061							
6	11:24:38	-	28.522	33.336	9:52.236	22:36.297							
7	11:26:03	27.726	25.415	31.771	1:24.912	24:01.209							
8	11:27:41	29.817	31.913	36.967	1:38.697	25:39.906							
9	11:29:06	27.707	25.178	31.817	1:24.702	27:04.608							
10	11:30:48	34.159	29.959	37.543	1:41.661	28:46.269							
11	11:32:32	35.564	33.079	35.819	Pit In	30:30.731							
N° 101, WAL / WAL, Pos. 11													
1	11:05:50	30.443	28.355	34.559	1:33.357	3:48.876							
2	11:07:24	32.651	30.753	30.264	Pit In	5:22.544							
3	11:10:49	-	27.638	33.372	3:24.972	8:47.516							
4	11:12:18	28.750	26.734	33.159	1:28.643	10:16.159							
5	11:14:03	29.226	38.821	37.545	1:45.592	12:01.751							

GT TOUR FFSA 2014

30 Mai au 1er Juin



SUPERTOURISME
Essais Privés 2

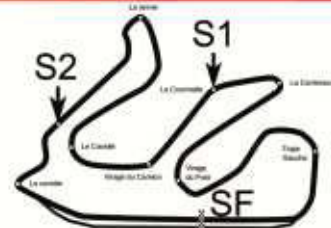
Circuit de Lédenon (3.14 km)
Classement sur le meilleur tour

Pos.	N°	Nom 1	Nom 2	Team	NT	S1	S2	S3	M Tps	Au tour	Ecart 1er	Ecart prec	M vit	Tps idéal
1	89	DUMAINE DIDIER	GOMAR NICOLAS	AGS EVENTS	17	27.915	24.990	31.970	1:24.875	12	-	-	133.18	1:24.681
2	92	BASSO RONALD	BASSO RONALD	BM92	9	28.141	24.763	32.227	1:25.131	2	0.256	0.256	132.78	1:24.709
3	3	DAYRAUT JEAN-PHILIPPE	DAYRAUT JEAN-PHILIPPE	VIP CHALLENGE	17	27.955	25.258	31.953	1:25.166	2	0.291	0.035	132.73	1:25.071
4	11	RAYMONDIS GREGOR	RAYMONDIS GREGOR	ACOM	15	28.001	25.397	32.065	1:25.463	6	0.588	0.297	132.27	1:25.158
5	2	LOEB SEBASTIEN	MULLER YVAN	LOEB RACING	18	28.061	25.147	32.371	1:25.579	13	0.704	0.116	132.09	1:25.308
6	7	SERVOL RUDY	SERVOL RUDY	CAP LIBERTE	16	28.377	25.237	32.457	1:26.071	16	1.196	0.492	131.33	1:25.754
7	101	WALLGREN RODOLPHE	WALLGREN RODOLPHE	AGS EVENTS	18	28.053	25.989	32.680	1:26.722	12	1.847	0.651	130.35	1:26.552
8	4	BOTTEMANNE CHRISTIAN	BOTTEMANNE CHRISTIAN	NO LIMIT	14	28.361	25.552	32.852	1:26.765	13	1.890	0.043	130.28	1:26.326
9	1	MAXIM DMITRIENKO	MAXIM DMITRIENKO	VIP CHALLENGE	19	28.516	25.641	32.726	1:26.883	13	2.008	0.118	130.11	1:26.591
10	77	LAGIER BENJAMIN	LAGIER BENJAMIN	NO LIMIT	17	28.465	25.986	32.530	1:26.981	16	2.106	0.098	129.96	1:26.738
11	23	RICHARD LAURENT	RICHARD LAURENT	BM92	16	28.469	25.916	32.890	1:27.275	14	2.400	0.294	129.52	1:27.152
12	30	BELTOISE VINCENT	DINO LUNARDI	CLASSIC & MODERN...	13	28.544	25.837	33.281	1:27.662	11	2.787	0.387	128.95	1:27.047
13	27	BLANCHEMAIN MICKAEL	BLANCHEMAIN MICKAEL	SKR	17	29.087	26.229	33.598	1:28.914	15	4.039	1.252	127.13	1:28.599
14	56	MARTINEZ FRANCK	EMERIC JEAN BAPTISTE	JB EMERIC	14	29.432	26.717	33.739	1:29.888	11	5.013	0.974	125.76	1:29.658
15	6	LAFFITE MARGOT	LAFFITE JACQUES	MULLER RACING	11	29.665	26.644	34.120	1:30.429	3	5.554	0.541	125	1:30.339
16	19	BORDAS ANDRE	BORDAS ANDRE	BORDAS	4	31.066	29.325	4:06.995	5:07.386	1	3:42.511	3:36.957	36.77	5:07.321

M Tps : 1:24.875 (133.18 km/h), (N°89) DUM / GOM

GT TOUR FFSA 2014

30 Mai au 1er Juin



SUPERTOURISME

Circuit de Lédenon (3.14 km)

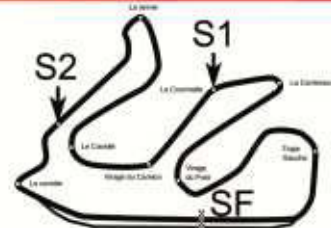
Essais Privés 2

Tour par tour

NT	Heure	S1	S2	S3	Dern. Tr	Total Time	NT	Heure	S1	S2	S3	Dern. Tr	Total Time
N° 1, MAX / MAX, Pos. 9							N° 4, BOT / BOT, Pos. 8						
1	16:43:18	29.644	26.338	33.810	1:29.792	3:17.348	4	16:47:50	27.860	25.301	27.605	Pit In	7:49.211
2	16:44:47	29.216	25.839	33.396	1:28.451	4:45.799	5	16:53:01	-	29.651	35.542	5:10.788	12:59.999
3	16:46:14	28.805	25.871	33.164	1:27.840	6:13.639	6	16:54:31	30.103	26.871	33.290	1:30.264	14:30.263
4	16:47:42	28.772	26.028	32.821	1:27.621	7:41.260	7	16:56:04	29.310	26.266	37.261	1:32.837	16:03.100
5	16:49:10	28.999	25.870	33.280	1:28.149	9:09.409	8	16:57:51	34.989	32.472	39.737	1:47.198	17:50.298
6	16:50:34	28.821	26.160	28.567	Pit In	10:32.957	9	16:59:42	28.872	25.565	56.092	1:50.529	19:40.827
7	16:53:13	-	26.270	33.360	2:38.781	13:11.738	10	17:01:10	29.050	26.284	33.091	1:28.425	21:09.252
8	16:54:40	28.619	26.011	33.323	1:27.953	14:39.691	11	17:02:39	28.953	26.056	33.809	1:28.818	22:38.070
9	16:56:08	28.507	25.912	33.292	1:27.711	16:07.402	12	17:04:07	29.104	26.236	32.828	1:28.168	24:06.238
10	16:57:37	29.550	26.541	32.747	1:28.838	17:36.240	13	17:05:35	28.725	26.531	32.636	1:27.892	25:34.130
11	16:59:07	30.455	26.281	33.460	1:30.196	19:06.436	14	17:07:02	28.689	25.887	32.966	1:27.542	27:01.672
12	17:00:41	28.925	29.649	35.125	1:33.699	20:40.135	15	17:08:30	28.874	25.885	32.682	1:27.441	28:29.113
13	17:02:08	28.516	25.641	32.726	1:26.883	22:07.018	16	17:09:58	28.905	26.029	32.756	1:27.690	29:56.803
14	17:03:35	28.545	25.915	32.731	1:27.191	23:34.209	17	17:11:26	29.005	25.989	32.978	Pit In	31:24.775
15	17:05:06	28.410	28.573	33.718	1:30.701	25:04.910	N° 6, LAF M / LAF J, Pos. 15						
16	17:06:35	29.517	26.881	33.084	1:29.482	26:34.392	1	16:43:42	30.073	26.427	33.284	1:29.784	3:40.913
17	17:08:02	28.307	26.033	32.915	1:27.255	28:01.647	2	16:45:10	28.644	26.317	33.033	1:27.994	5:08.907
18	17:09:29	28.540	25.710	32.643	1:26.893	29:28.540	3	16:46:37	28.941	25.786	32.756	1:27.483	6:36.390
19	17:11:14	35.023	33.060	36.935	Pit In	31:13.558	4	16:48:05	28.639	26.089	33.210	1:27.938	8:04.328
N° 2, LOEB / MUL, Pos. 5							5	16:49:28	28.660	26.180	28.243	Pit In	9:27.411
1	16:43:35	29.964	25.688	32.592	1:28.244	3:34.069	6	16:53:47	-	26.072	33.026	4:18.502	13:45.913
2	16:45:01	28.373	25.551	32.633	1:26.557	5:00.626	7	16:55:14	28.034	25.675	33.164	1:26.873	15:12.786
3	16:46:30	28.611	27.032	32.677	1:28.320	6:28.946	8	16:56:42	28.912	25.858	33.598	1:28.368	16:41.154
4	16:47:56	28.162	25.369	32.875	1:26.406	7:55.352	9	16:58:09	28.531	25.819	32.899	1:27.249	18:08.403
5	16:49:23	28.473	25.494	32.595	1:26.562	9:21.914	10	16:59:37	30.070	26.281	31.770	Pit In	19:36.524
6	16:50:46	28.349	26.141	29.226	Pit In	10:45.630	11	17:05:11	-	26.194	33.040	5:34.086	25:10.610
7	16:54:15	-	25.507	32.705	3:28.763	14:14.393	12	17:06:39	28.512	25.899	33.000	1:27.411	26:38.021
8	16:55:42	28.500	25.591	32.736	1:26.827	15:41.220	13	17:08:06	28.361	25.552	32.852	1:26.765	28:04.786
9	16:57:08	28.176	25.491	32.503	1:26.170	17:07.390	14	17:09:29	28.527	25.536	29.492	Pit In	29:28.341
10	16:58:34	28.114	25.493	32.300	1:25.907	18:33.297	N° 3, DAY / DAY, Pos. 3						
11	17:00:00	28.093	25.349	32.206	1:25.648	19:58.945	1	16:43:37	28.542	25.936	32.290	1:26.768	3:36.113
12	17:01:26	27.974	25.511	32.450	1:25.935	21:24.880	2	16:45:02	27.955	25.258	31.953	1:25.166	5:01.279
13	17:02:51	28.061	25.147	32.371	1:25.579	22:50.459	3	16:46:29	28.330	26.296	32.540	1:27.166	6:28.445
14	17:04:18	28.035	26.084	32.675	1:26.794	24:17.253							
15	17:05:45	28.175	25.248	33.792	1:27.215	25:44.468							
16	17:07:11	28.124	25.253	32.620	1:25.997	27:10.465							
17	17:08:37	28.216	25.248	32.707	1:26.171	28:36.636							
18	17:10:03	28.289	25.128	32.439	1:25.856	30:02.492							
							10	17:01:58	30.172	28.775	35.205	Pit In	21:57.261
							11	17:05:45	-	37.464	37.611	Pit In	25:43.987

GT TOUR FFSA 2014

30 Mai au 1er Juin


SUPERTOURISME
Essais Privés 2

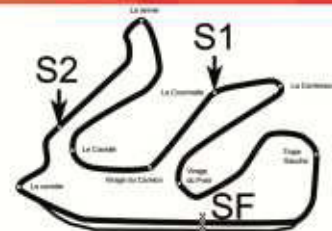
Circuit de Lédenon (3.14 km)

Tour par tour

NT	Heure	S1	S2	S3	Dern. Tr	Total Time	NT	Heure	S1	S2	S3	Dern. Tr	Total Time	
N° 6, LAF M / LAF J, Pos. 15							N° 23, RIC / RIC, Pos. 11							
10	17:01:58	30.172	28.775	35.205	Pit In	21:57.261	1	16:43:39	30.409	26.423	33.097	1:29.929	3:38.272	
11	17:05:45	-	37.464	37.611	Pit In	25:43.987	2	16:45:08	28.960	26.346	33.666	1:28.972	5:07.244	
N° 7, SER / SER, Pos. 6							N° 27, BLA / BLA, Pos. 13							
1	16:43:14	28.953	26.035	32.910	1:27.898	3:13.500	1	16:43:52	31.825	27.965	35.773	1:35.563	3:51.620	
2	16:44:42	28.626	25.861	32.763	1:27.250	4:40.750	2	16:45:27	31.658	27.020	35.458	1:34.136	5:25.756	
3	16:46:08	28.432	25.935	32.492	1:26.859	6:07.609	3	16:46:59	30.697	27.383	34.833	1:32.913	6:58.669	
4	16:47:34	28.482	25.617	31.131	Pit In	7:32.839	4	16:48:47	31.522	41.920	34.425	1:47.867	8:46.536	
5	16:52:03	-	25.641	32.621	4:28.941	12:01.780	5	16:50:19	30.175	26.549	34.452	1:31.176	10:17.712	
6	16:53:29	28.528	25.854	32.445	1:26.827	13:28.607	6	16:51:49	30.024	26.725	33.787	1:30.536	11:48.248	
7	16:54:57	28.401	26.201	32.589	1:27.191	14:55.798	7	16:53:20	30.052	26.582	33.828	1:30.462	13:18.710	
8	16:56:19	28.282	25.596	28.393	Pit In	16:18.069	8	16:54:50	29.639	26.232	34.397	1:30.268	14:48.978	
9	16:59:21	-	25.713	32.813	3:02.142	19:20.211	9	16:56:20	29.714	26.154	34.812	1:30.680	16:19.658	
10	17:00:47	28.419	25.279	32.443	1:26.141	20:46.352	10	16:57:51	29.443	26.688	34.416	1:30.547	17:50.205	
11	17:02:14	28.168	25.433	33.033	1:26.634	22:12.986	11	16:59:21	30.043	26.134	33.881	1:30.058	19:20.263	
12	17:03:57	28.578	40.804	33.959	Pit In	23:56.327	12	17:00:51	29.578	26.775	34.047	1:30.400	20:50.663	
13	17:06:47	-	25.475	32.549	2:49.448	26:45.775	13	17:02:21	29.657	26.462	33.851	1:29.970	22:20.633	
14	17:08:13	28.074	25.483	32.518	1:26.075	28:11.850	14	17:03:52	29.060	27.353	33.689	1:30.102	23:50.735	
15	17:09:39	28.324	25.427	32.624	1:26.375	29:38.225	15	17:05:20	29.087	26.229	33.598	1:28.914	25:19.649	
16	17:11:05	28.377	25.237	32.457	1:26.071	31:04.296	16	17:06:52	31.789	26.434	33.405	1:31.628	26:51.277	
N° 11, RAY / RAY, Pos. 4							N° 30, BEL / DIN, Pos. 12							
1	16:43:34	28.668	25.655	32.198	1:26.521	3:33.015	1	16:45:31	29.778	26.272	34.143	1:30.193	5:29.869	
2	16:45:00	28.093	25.430	32.251	1:25.774	4:58.789	2	16:47:00	29.235	26.126	33.696	1:29.057	6:58.926	
3	16:46:24	28.151	27.037	29.205	Pit In	6:23.182	3	16:48:29	29.823	26.139	33.427	1:29.389	8:28.315	
4	16:49:07	-	27.022	33.185	2:43.329	9:06.511	4	16:49:53	28.896	25.868	29.215	Pit In	9:52.294	
5	16:50:33	27.971	25.598	32.185	1:25.754	10:32.265	5	16:54:21	-	26.184	33.322	4:27.789	14:20.083	
6	16:51:59	28.001	25.397	32.065	1:25.463	11:57.728	6	16:55:49	28.609	25.712	33.610	1:27.931	15:48.014	
7	16:53:31	28.019	31.327	32.978	1:32.324	13:30.052	7	16:57:17	28.933	25.800	33.855	1:28.588	17:16.602	
8	16:54:58	28.153	26.178	32.454	1:26.785	14:56.837								
9	16:56:24	28.292	25.366	32.366	1:26.024	16:22.861								
10	16:57:51	27.953	25.442	33.785	1:27.180	17:50.041								
11	16:59:17	28.260	25.315	32.593	1:26.168	19:16.209								
12	17:00:43	27.972	25.338	32.253	1:25.563	20:41.772								
13	17:02:04	28.081	25.173	28.584	Pit In	22:03.610								
14	17:06:49	-	27.895	32.515	4:44.671	26:48.281								
15	17:08:15	27.920	25.878	32.103	1:25.901	28:14.182								
N° 19, BOR / BOR, Pos. 16														
1	16:47:20	31.066	29.325	4:06.995	5:07.386	7:19.241								
2	16:49:03	36.186	30.308	36.715	Pit In	9:02.450								
3	16:52:58	-	29.260	35.041	Pit In	12:57.482								
4	16:56:41	-	30.836	36.240	Pit In	16:40.232								

GT TOUR FFSA 2014

30 Mai au 1er Juin

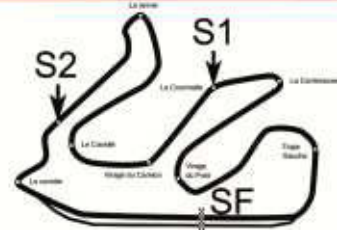

SUPERTOURISME
Essais Privés 2

Circuit de Lédenon (3.14 km)

Tour par tour

NT	Heure	S1	S2	S3	Dern. Tr	Total Time	NT	Heure	S1	S2	S3	Dern. Tr	Total Time
N° 30, BEL / DIN, Pos. 12							N° 89, DUM / GOM, Pos. 1						
4	16:49:53	28.896	25.868	29.215	Pit In	9:52.294	17	17:11:29	32.402	30.111	36.240	Pit In	31:27.790
5	16:54:21	-	26.184	33.322	4:27.789	14:20.083	1	16:43:49	30.427	29.142	34.902	1:34.471	3:48.651
6	16:55:49	28.609	25.712	33.610	1:27.931	15:48.014	2	16:45:20	29.305	26.556	35.006	1:30.867	5:19.518
7	16:57:17	28.933	25.800	33.855	1:28.588	17:16.602	3	16:46:49	28.973	26.241	33.195	1:28.409	6:47.927
8	16:58:41	28.388	25.708	29.689	Pit In	18:40.387	4	16:48:16	28.786	26.006	32.845	1:27.637	8:15.564
9	17:04:08	-	26.238	33.059	5:26.603	24:06.990	5	16:49:43	28.525	25.896	32.622	1:27.043	9:42.607
10	17:05:36	28.511	26.412	32.951	1:27.874	25:34.864	6	16:51:10	28.275	25.899	32.451	1:26.625	11:09.232
11	17:07:03	28.544	25.837	33.281	1:27.662	27:02.526	7	16:52:37	28.560	25.753	32.302	1:26.615	12:35.847
12	17:08:48	29.757	28.698	45.883	1:44.338	28:46.864	8	16:54:01	28.364	26.094	30.200	Pit In	14:00.505
13	17:10:16	29.320	25.763	33.644	1:28.727	30:15.591	9	16:59:20	-	27.064	35.029	5:18.261	19:18.766
N° 56, MAR / EME, Pos. 14							N° 92, BAS / BAS, Pos. 2						
1	16:43:52	31.598	28.480	36.062	1:36.140	3:51.270	10	17:00:45	28.282	25.415	31.956	1:25.653	20:44.419
2	16:45:27	33.048	28.149	33.394	Pit In	5:25.861	11	17:02:11	28.223	25.302	31.851	1:25.376	22:09.795
3	16:51:23	-	28.634	34.848	5:56.342	11:22.203	12	17:03:35	27.915	24.990	31.970	1:24.875	23:34.670
4	16:53:02	33.087	29.536	36.233	1:38.856	13:01.059	13	17:05:01	28.501	25.454	31.905	1:25.860	25:00.530
5	16:54:34	31.055	27.306	33.979	1:32.340	14:33.399	14	17:06:26	27.840	25.281	31.878	1:24.999	26:25.529
6	16:56:06	30.800	27.049	34.093	1:31.942	16:05.341	15	17:07:52	28.115	25.318	32.345	1:25.778	27:51.307
7	16:57:41	31.200	29.271	34.183	1:34.654	17:39.995	16	17:09:18	28.182	25.669	32.253	1:26.104	29:17.411
8	16:59:12	30.221	26.948	33.800	1:30.969	19:10.964	17	17:11:05	34.176	32.841	40.171	Pit In	31:04.599
9	17:00:42	30.038	27.021	33.553	1:30.612	20:41.576	N° 101, WAL / WAL, Pos. 7						
10	17:02:15	30.917	27.182	34.515	1:32.614	22:14.190	1	16:43:38	29.587	27.147	33.275	1:30.009	3:37.531
11	17:03:45	29.432	26.717	33.739	1:29.888	23:44.078	2	16:45:07	28.978	26.522	33.434	1:28.934	5:06.465
12	17:05:17	29.531	26.673	35.438	1:31.642	25:15.720	3	16:46:37	28.801	26.707	33.829	1:29.337	6:35.802
13	17:07:03	35.919	32.131	38.352	Pit In	27:02.122	4	16:48:05	28.685	26.255	33.096	1:28.036	8:03.838
14	17:10:51	-	27.832	34.651	3:48.120	30:50.242	5	16:49:34	28.669	26.366	34.172	1:29.207	9:33.045
N° 77, LAG / LAG, Pos. 10							6	16:51:03	28.583	26.686	33.585	1:28.854	11:01.899
1	16:43:29	29.874	26.494	33.532	1:29.900	3:27.860	7	16:52:30	28.353	26.131	33.048	1:27.532	12:29.431
2	16:44:57	28.872	26.348	33.588	1:28.808	4:56.668	8	16:53:57	28.389	27.640	30.779	Pit In	13:56.239
3	16:46:27	28.920	27.664	33.186	1:29.770	6:26.438	9	16:57:18	-	26.212	33.247	3:21.410	17:17.649
4	16:47:56	28.888	26.124	33.774	1:28.786	7:55.224	10	16:58:46	28.574	26.192	33.263	1:28.029	18:45.678
5	16:49:25	29.553	26.058	32.956	1:28.567	9:23.791	11	17:00:14	28.481	25.913	33.080	1:27.474	20:13.152
6	16:50:53	28.866	25.973	33.110	1:27.949	10:51.740	12	17:01:41	28.053	25.989	32.680	1:26.722	21:39.874
7	16:52:30	33.062	30.389	34.000	Pit In	12:29.191							
8	16:56:14	-	26.509	33.699	3:44.012	16:13.203							
9	16:57:44	28.838	28.207	33.015	1:30.060	17:43.263							
10	16:59:12	31.236	27.021	29.840	Pit In	19:11.360							
11	17:02:29	-	26.411	32.852	3:16.757	22:28.117							
12	17:03:56	28.397	25.811	33.215	1:27.423	23:55.540							
13	17:05:26	30.420	26.360	32.776	1:29.556	25:25.096							
14	17:06:54	28.748	26.943	32.639	1:28.330	26:53.426							
15	17:08:23	28.707	26.012	33.911	1:28.630	28:22.056							
16	17:09:50	28.465	25.986	32.530	1:26.981	29:49.037							

GT TOUR FFSA 2014
30 Mai au 1er Juin



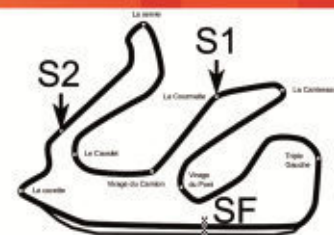
SUPERTOURISME
Essais Privés 2

Circuit de Lédenon (3.14 km)
Tour par tour

NT	Heure	S1	S2	S3	Dern. Tr	Total Time	NT	Heure	S1	S2	S3	Dern. Tr	Total Time
N° 101, WAL / WAL, Pos. 7													
9	16:57:18	-	26.212	33.247	3:21.410	17:17.649							
10	16:58:46	28.574	26.192	33.263	1:28.029	18:45.678							
11	17:00:14	28.481	25.913	33.080	1:27.474	20:13.152							
12	17:01:41	28.053	25.989	32.680	1:26.722	21:39.874							
13	17:03:08	28.357	26.041	32.897	1:27.295	23:07.169							
14	17:04:35	28.533	25.819	32.965	1:27.317	24:34.486							
15	17:06:03	28.490	25.967	32.917	1:27.374	26:01.860							
16	17:07:30	28.507	25.927	33.037	1:27.471	27:29.331							
17	17:08:58	28.504	25.970	33.119	1:27.593	28:56.924							
18	17:10:35	35.222	26.760	34.831	Pit In	30:33.737							

GT TOUR FFSA 2014

30 Mai au 1er Juin



SUPERTOURISME

Essais Qualificatifs - Pilote B

Circuit de Lédenon (3.14 km)

Classement sur le meilleur tour

Pos.	N°	Nom 2	Team	NT	S1	S2	S3	M Tps	Au tour	Ecart 1er	Ecart prec	M vit	Tps idéal
1	3	DAYRAUT JEAN-PHILIPPE	VIP CHALLENGE	7	27.609	25.270	31.731	1:24.610	5	-	-	133.6	1:24.458
2	92	BASSO RONALD	BM92	5	27.781	24.995	31.853	1:24.629	4	0.019	0.019	133.57	1:24.619
3	2	LOEB SEBASTIEN	LOEB RACING	7	28.114	25.186	31.941	1:25.241	4	0.631	0.612	132.61	1:25.171
4	30	DINO LUNARDI	CLASSIC & MODERN RACING	7	28.084	25.217	32.070	1:25.371	7	0.761	0.130	132.41	1:25.202
5	11	RAYMONDIS GREGOR	ACOM	7	28.093	25.387	31.939	1:25.419	7	0.809	0.048	132.34	1:25.198
6	7	SERVOL RUDY	CAP LIBERTE	7	28.150	25.217	32.237	1:25.604	4	0.994	0.185	132.05	1:25.562
7	4	BOTTEMANNE CHRISTIAN	NO LIMIT	7	28.367	25.337	32.376	1:26.080	7	1.470	0.476	131.32	1:25.792
8	77	LAGIER BENJAMIN	NO LIMIT	7	28.551	25.715	32.504	1:26.770	4	2.160	0.690	130.28	1:26.282
9	89	GOMAR NICOLAS	AGS EVENTS	7	28.462	25.683	33.116	1:27.261	6	2.651	0.491	129.54	1:26.467
10	1	MAXIM DMITRIENKO	VIP CHALLENGE	7	28.551	25.906	32.861	1:27.318	5	2.708	0.057	129.46	1:26.794
11	23	RICHARD LAURENT	BM92	6	28.683	26.198	32.558	1:27.439	5	2.829	0.121	129.28	1:27.402
12	56	EMERIC JEAN BAPTISTE	JB EMERIC	6	28.620	25.980	32.957	1:27.557	3	2.947	0.118	129.1	1:27.298
13	6	LAFFITE MARGOT	MULLER RACING	7	28.645	26.095	33.123	1:27.863	7	3.253	0.306	128.65	1:27.743
14	101	WALLGREN RODOLPHE	AGS EVENTS	4	28.765	26.161	33.537	1:28.463	3	3.853	0.600	127.78	1:28.463
15	27	BLANCHEMAIN MICKAEL	SKR	7	29.768	26.114	33.630	1:29.512	4	4.902	1.049	126.28	1:29.035
16	19	BORDAS ANDRE	BORDAS	6	31.098	27.525	34.229	1:32.852	3	8.242	3.340	121.74	1:32.226

M Tps : 1:24.610 (133.6 km/h), (N°3) DAYRAUT JEAN-PHILIPPE

Sous réserve de vérifications techniques en cours ou d'incidents d'ordre sportif
Subject technicals scrutineering or sporting incidents

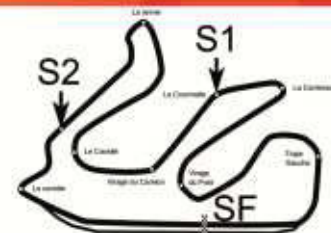
Le Directeur de Course / The Race Director
Valérie DIEBOLT

Le Chronométrateur / The Timekeeper
Sylvie BUZZIGHIN

Heure d'affichage / Time posting
31 mai 2014 10:04

GT TOUR FFSA 2014

30 Mai au 1er Juin



SUPERTOURISME

Essais Qualificatifs - Pilote B

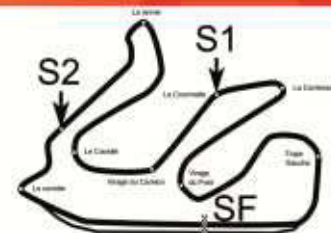
Circuit de Lédenon (3.14 km)

Tour par tour

NT	Heure	S1	S2	S3	Dern. Tr	Total Time	NT	Heure	S1	S2	S3	Dern. Tr	Total Time
N° 1, MAX / MAX, Pos. 10							N° 7, SER / SER, Pos. 6						
1	09:28:56	31.693	28.116	33.955	1:33.764	3:55.570	1	09:28:19	29.922	26.469	33.401	1:29.792	3:18.945
2	09:30:26	29.309	26.542	34.078	1:29.929	5:25.499	2	09:29:48	29.498	26.713	32.990	1:29.201	4:48.146
3	09:31:55	28.879	26.542	33.854	1:29.275	6:54.774	3	09:31:15	28.289	25.770	32.593	1:26.652	6:14.798
4	09:33:22	28.617	26.144	32.734	1:27.495	8:22.269	4	09:32:41	28.150	25.217	32.237	1:25.604	7:40.402
5	09:34:50	28.551	25.906	32.861	1:27.318	9:49.587	5	09:34:06	28.274	25.175	32.288	1:25.737	9:06.139
6	09:36:18	29.405	26.295	32.471	1:28.171	11:17.758	6	09:35:40	32.203	27.854	33.099	1:33.156	10:39.295
7	09:37:46	28.417	26.042	33.135	1:27.594	12:45.352	7	09:37:12	32.327	27.311	32.822	1:32.460	12:11.755
N° 2, LOEB / LOEB, Pos. 3							N° 11, RAY / RAY, Pos. 5						
1	09:28:32	29.994	26.863	34.875	1:31.732	3:31.286	1	09:28:38	30.271	26.572	32.911	1:29.754	3:37.638
2	09:29:58	28.236	25.758	32.420	1:26.414	4:57.700	2	09:30:05	28.861	25.998	32.569	1:27.428	5:05.066
3	09:31:24	28.178	25.448	32.081	1:25.707	6:23.407	3	09:31:32	28.236	25.529	32.598	1:26.363	6:31.429
4	09:32:49	28.114	25.186	31.941	1:25.241	7:48.648	4	09:32:57	27.947	25.312	32.297	1:25.556	7:56.985
5	09:34:20	28.159	27.867	34.791	1:30.817	9:19.465	5	09:34:28	29.527	27.298	33.511	1:30.336	9:27.321
6	09:35:53	30.660	26.182	36.764	1:33.606	10:53.071	6	09:35:54	28.345	25.838	32.341	1:26.524	10:53.845
7	09:37:19	28.044	25.325	31.957	1:25.326	12:18.397	7	09:37:19	28.093	25.387	31.939	1:25.419	12:19.264
N° 3, DAY / DAY, Pos. 1							N° 19, BOR / BOR, Pos. 16						
1	09:28:28	30.584	26.497	34.459	1:31.540	3:27.911	1	09:29:17	32.157	31.414	35.861	1:39.432	4:16.917
2	09:29:54	28.195	25.246	32.454	1:25.895	4:53.806	2	09:30:54	33.183	28.425	35.153	1:36.761	5:53.678
3	09:31:19	27.811	25.492	31.985	1:25.288	6:19.094	3	09:32:27	31.098	27.525	34.229	1:32.852	7:26.530
4	09:32:47	27.481	27.859	32.146	1:27.486	7:46.580	4	09:34:04	30.472	31.778	34.637	1:36.887	9:03.417
5	09:34:11	27.609	25.270	31.731	1:24.610	9:11.190	5	09:35:41	33.039	29.544	35.256	1:37.839	10:41.256
6	09:35:39	27.973	26.385	32.729	1:27.087	10:38.277	6	09:37:17	31.476	28.086	35.588	1:35.150	12:16.406
7	09:37:12	32.038	28.129	32.842	1:33.009	12:11.286	N° 23, RIC / RIC, Pos. 11						
N° 4, BOT / BOT, Pos. 7							1	09:28:57	31.326	27.425	33.927	1:32.678	3:57.266
1	09:29:11	31.792	41.920	33.860	1:47.572	4:10.768	2	09:30:27	29.396	26.530	33.100	1:29.026	5:26.292
2	09:30:38	29.022	25.789	32.550	1:27.361	5:38.129	3	09:31:56	29.325	26.330	33.870	1:29.525	6:55.817
3	09:32:05	28.387	25.903	32.472	1:26.762	7:04.891	4	09:33:24	28.659	26.185	32.759	1:27.603	8:23.420
4	09:33:31	28.085	25.692	32.550	1:26.327	8:31.218	5	09:34:51	28.683	26.198	32.558	1:27.439	9:50.859
5	09:34:58	28.134	25.331	33.068	1:26.533	9:57.751	6	09:36:23	28.976	26.563	36.456	Pit In	11:22.854
6	09:36:25	28.314	25.811	33.021	1:27.146	11:24.897	N° 27, BLA / BLA, Pos. 15						
7	09:37:51	28.367	25.337	32.376	1:26.080	12:50.977	1	09:29:18	32.174	27.745	35.456	1:35.375	4:17.688
N° 6, LAF M / LAF M, Pos. 13							2	09:30:50	30.550	26.709	35.183	1:32.442	5:50.130
1	09:29:03	34.258	28.688	36.583	1:39.529	4:02.331	3	09:32:20	29.635	26.379	33.945	1:29.959	7:20.089
2	09:30:33	29.768	26.805	33.767	1:30.340	5:32.671	4	09:33:50	29.768	26.114	33.630	1:29.512	8:49.601
3	09:32:02	29.075	27.026	33.237	1:29.338	7:02.009	5	09:35:20	30.458	26.065	33.449	1:29.972	10:19.573
4	09:33:32	29.119	26.720	34.133	1:29.972	8:31.981	6	09:36:51	30.608	25.951	34.365	1:30.924	11:50.497
5	09:35:01	29.112	26.594	33.277	1:28.983	10:00.964	7	09:38:21	30.984	26.000	33.623	1:30.607	13:21.104
6	09:36:29	28.703	25.975	33.049	1:27.727	11:28.691							
7	09:37:57	28.645	26.095	33.123	1:27.863	12:56.554							

GT TOUR FFSA 2014

30 Mai au 1er Juin



SUPERTOURISME

Essais Qualificatifs - Pilote B

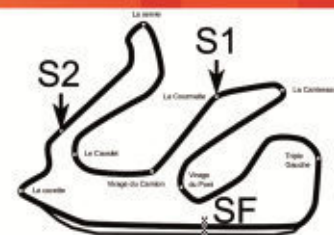
Circuit de Lédenon (3.14 km)

Tour par tour

NT	Heure	S1	S2	S3	Dern. Tr	Total Time	NT	Heure	S1	S2	S3	Dern. Tr	Total Time
N° 27, BLA / BLA, Pos. 15							N° 101, WAL / WAL, Pos. 14						
7	09:38:21	30.984	26.000	33.623	1:30.607	13:21.104	1	09:29:56	-	30.286	36.677	2:22.907	4:55.772
N° 30, BEL / DIN, Pos. 4													
1	09:29:01	31.110	26.890	34.205	1:32.205	4:00.686	2	09:31:27	31.095	26.766	33.599	1:31.460	6:27.232
2	09:30:28	28.790	25.667	32.358	1:26.815	5:27.501	3	09:32:56	28.765	26.161	33.537	1:28.463	7:55.695
3	09:31:54	28.109	25.739	32.857	1:26.705	6:54.206	4	09:34:38	37.219	31.623	33.210	Pit In	9:37.747
4	09:33:20	27.915	25.354	32.408	1:25.677	8:19.883							
5	09:34:49	28.523	26.568	33.441	1:28.532	9:48.415							
6	09:36:28	30.797	31.761	36.830	1:39.388	11:27.803							
7	09:37:53	28.084	25.217	32.070	1:25.371	12:53.174							
N° 56, MAR / EME, Pos. 12													
1	09:29:13	31.095	27.859	33.992	1:32.946	4:12.492							
2	09:30:41	29.191	26.086	32.929	1:28.206	5:40.698							
3	09:32:08	28.620	25.980	32.957	1:27.557	7:08.255							
4	09:33:42	33.654	26.583	33.634	1:33.871	8:42.126							
5	09:35:10	29.019	26.113	32.950	1:28.082	10:10.208							
6	09:37:02	29.050	25.749	56.419	1:51.218	12:01.426							
N° 77, LAG / LAG, Pos. 8													
1	09:28:52	30.816	27.478	33.423	1:31.717	3:51.389							
2	09:30:19	28.950	26.042	32.545	1:27.537	5:18.926							
3	09:31:47	28.493	26.579	32.824	1:27.896	6:46.822							
4	09:33:14	28.551	25.715	32.504	1:26.770	8:13.592							
5	09:34:41	28.779	25.627	32.727	1:27.133	9:40.725							
6	09:36:09	28.924	26.818	32.534	1:28.276	11:09.001							
7	09:37:47	28.308	25.470	44.051	1:37.829	12:46.830							
N° 89, DUM / GOM, Pos. 9													
1	09:29:32	47.238	31.245	34.681	1:53.164	4:31.842							
2	09:31:02	29.619	27.081	33.628	1:30.328	6:02.170							
3	09:32:31	29.060	26.835	32.765	1:28.660	7:30.830							
4	09:33:59	29.146	26.016	32.863	1:28.025	8:58.855							
5	09:35:27	29.440	26.263	32.590	1:28.293	10:27.148							
6	09:36:55	28.462	25.683	33.116	1:27.261	11:54.409							
7	09:38:21	28.373	25.504	32.911	1:26.788	13:21.197							
N° 92, BAS / BAS, Pos. 2													
1	09:28:49	30.212	26.527	32.644	1:29.383	3:48.715							
2	09:30:15	28.204	25.417	31.983	1:25.604	5:14.319							
3	09:31:40	27.771	25.382	32.032	1:25.185	6:39.504							
4	09:33:04	27.781	24.995	31.853	1:24.629	8:04.133							
5	09:38:13	-	-	31.380	Pit In	13:12.391							

GT TOUR FFSA 2014

30 Mai au 1er Juin



SUPERTOURISME

Essais Qualificatifs - Pilote A

Circuit de Lédenon (3.14 km)

Classement sur le meilleur tour

Pos.	N°	Nom 1	Team	NT	S1	S2	S3	M Tps	Au tour	Ecart 1er	Ecart prec	M vit	Tps idéal
1	92	BASSO RONALD	BM92	4	27.602	25.017	31.652	1:24.271	2	-	-	134.14	1:24.060
2	3	DAYRAUT JEAN-PHILIPPE	VIP CHALLENGE	7	27.626	24.873	31.817	1:24.316	6	0.045	0.045	134.07	1:24.189
3	2	LOEB SEBASTIEN	LOEB RACING	6	27.945	25.083	31.807	1:24.835	6	0.564	0.519	133.25	1:24.629
4	11	RAYMONDIS GREGOR	ACOM	8	27.928	24.970	32.001	1:24.899	3	0.628	0.064	133.15	1:24.605
5	7	SERVOL RUDY	CAP LIBERTE	7	27.882	25.121	32.103	1:25.106	3	0.835	0.207	132.82	1:25.000
6	30	BELTOISE VINCENT	CLASSIC & MODERN RACING	6	27.931	25.183	32.093	1:25.207	3	0.936	0.101	132.67	1:25.207
7	4	BOTTEMANNE CHRISTIAN	NO LIMIT	7	28.044	25.322	32.117	1:25.483	6	1.212	0.276	132.24	1:25.303
8	77	LAGIER BENJAMIN	NO LIMIT	7	28.156	25.512	32.192	1:25.860	7	1.589	0.377	131.66	1:25.788
9	89	DUMAINE DIDIER	AGS EVENTS	7	28.181	25.376	32.637	1:26.194	6	1.923	0.334	131.15	1:25.423
10	101	WALLGREN RODOLPHE	AGS EVENTS	3	28.257	25.779	32.474	1:26.510	2	2.239	0.316	130.67	1:26.510
11	1	MAXIM DMITRIENKO	VIP CHALLENGE	7	28.404	25.765	32.473	1:26.642	4	2.371	0.132	130.47	1:26.583
12	23	RICHARD LAURENT	BM92	7	28.469	25.747	32.784	1:27.000	4	2.729	0.358	129.93	1:26.694
13	6	LAFFITE MARGOT	MULLER RACING	7	28.640	25.793	32.714	1:27.147	7	2.876	0.147	129.71	1:26.870
14	27	BLANCHEMAIN MICKAEL	SKR	7	28.730	25.912	33.127	1:27.769	3	3.498	0.622	128.79	1:27.722
15	56	MARTINEZ FRANCK	JB EMERIC	7	28.889	25.975	33.191	1:28.055	4	3.784	0.286	128.37	1:27.935
16	19	BORDAS ANDRE	BORDAS	7	29.593	27.121	33.887	1:30.601	2	6.330	2.546	124.77	1:29.893

M Tps : 1:24.271 (134.14 km/h), (N°92) BASSO RONALD

Sous réserve de vérifications techniques en cours ou d'incidents d'ordre sportif
Subject technicals scrutineering or sporting incidents

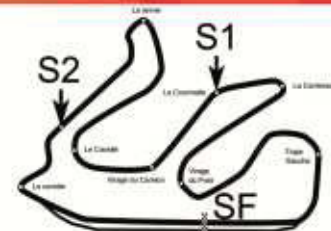
Le Chronométrateur / The Timekeeper
Sylvie BUZZIGHIN

Le Directeur de Course / The Race Director
Valérie DIEBOLT

Heure d'affichage / Time posting
31 mai 2014 10:38

GT TOUR FFSA 2014

30 Mai au 1er Juin


SUPERTOURISME
Essais Qualificatifs - Pilote A

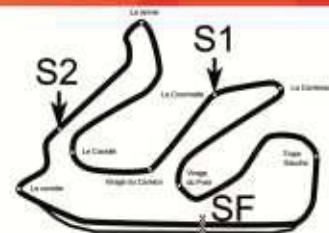
Circuit de Lédenon (3.14 km)

Tour par tour

NT	Heure	S1	S2	S3	Dern. Tr	Total Time	NT	Heure	S1	S2	S3	Dern. Tr	Total Time
N° 1, MAX / MAX, Pos. 11							N° 7, SER / SER, Pos. 5						
1	09:46:28	28.579	26.178	32.841	1:27.598	3:27.217	1	09:46:25	28.344	25.495	32.084	1:25.923	3:24.864
2	09:47:54	28.533	25.706	32.585	1:26.824	4:54.041	2	09:47:51	27.907	25.189	32.400	1:25.496	4:50.360
3	09:49:23	29.902	25.747	32.757	1:28.406	6:22.447	3	09:49:16	27.882	25.121	32.103	1:25.106	6:15.466
4	09:50:49	28.404	25.765	32.473	1:26.642	7:49.089	4	09:50:41	27.823	25.330	32.056	1:25.209	7:40.675
5	09:52:17	28.455	26.018	33.316	1:27.789	9:16.878	5	09:52:13	31.380	28.532	32.611	1:32.523	9:13.198
6	09:53:59	39.815	28.931	32.725	1:41.471	10:58.349	6	09:53:39	28.178	25.189	32.504	1:25.871	10:39.069
7	09:55:26	28.505	26.057	32.787	1:27.349	12:25.698	7	09:55:05	27.991	25.363	32.293	1:25.647	12:04.716
N° 2, LOEB / LOEB, Pos. 3							N° 11, RAY / RAY, Pos. 4						
1	09:48:29	27.739	26.005	39.761	1:33.505	5:28.351	1	09:46:22	28.199	25.390	31.828	1:25.417	3:21.240
2	09:49:54	27.833	25.140	31.939	1:24.912	6:53.263	2	09:47:47	27.869	25.452	32.266	1:25.587	4:46.827
3	09:51:19	27.831	25.242	32.132	1:25.205	8:18.468	3	09:49:12	27.928	24.970	32.001	1:24.899	6:11.726
4	09:52:44	27.750	25.193	32.022	1:24.965	9:43.433	4	09:50:38	28.080	25.417	32.253	1:25.750	7:37.476
5	09:54:12	27.898	25.830	34.301	1:28.029	11:11.462	5	09:52:03	27.807	25.409	32.265	1:25.481	9:02.957
6	09:55:37	27.945	25.083	31.807	1:24.835	12:36.297	6	09:53:29	27.846	25.255	33.042	1:26.143	10:29.100
							7	09:54:58	28.464	26.532	33.238	1:28.234	11:57.334
							8	09:56:23	27.970	25.494	32.189	1:25.653	13:22.987
N° 3, DAY / DAY, Pos. 2							N° 19, BOR / BOR, Pos. 16						
1	09:47:19	27.845	24.967	31.898	1:24.710	4:18.506	1	09:47:08	30.875	26.864	33.898	1:31.637	4:07.434
2	09:48:43	27.601	24.872	31.890	1:24.363	5:42.869	2	09:48:38	29.593	27.121	33.887	1:30.601	5:38.035
3	09:50:08	27.753	25.290	31.807	1:24.850	7:07.719	3	09:50:11	29.956	27.232	35.508	1:32.696	7:10.731
4	09:51:41	29.779	28.975	34.312	1:33.066	8:40.785	4	09:51:42	29.876	26.682	34.497	1:31.055	8:41.786
5	09:53:06	27.761	25.273	31.787	1:24.821	10:05.606	5	09:53:12	29.364	26.665	34.066	1:30.095	10:11.881
6	09:54:30	27.626	24.873	31.817	1:24.316	11:29.922	6	09:54:43	29.844	26.642	34.672	1:31.158	11:43.039
7	09:55:55	27.533	25.189	31.784	1:24.506	12:54.428	7	09:56:14	30.230	26.664	33.321	1:30.212	13:13.251
N° 4, BOT / BOT, Pos. 7							N° 23, RIC / RIC, Pos. 12						
1	09:46:40	29.539	25.587	32.243	1:27.369	3:39.535	1	09:46:46	29.447	26.374	35.652	1:31.473	3:45.358
2	09:48:06	28.115	25.612	32.090	1:25.817	5:05.352	2	09:48:53	28.674	1:03.486	34.945	2:07.105	5:52.463
3	09:49:31	28.023	25.526	32.107	1:25.656	6:31.008	3	09:50:20	28.829	26.004	32.478	1:27.311	7:19.774
4	09:50:58	28.288	26.457	32.082	1:26.827	7:57.835	4	09:51:47	28.469	25.747	32.784	1:27.000	8:46.774
5	09:52:24	28.056	25.362	32.248	1:25.666	9:23.501	5	09:53:29	42.163	26.516	33.212	1:41.891	10:28.665
6	09:53:49	28.044	25.322	32.117	1:25.483	10:48.984	6	09:54:58	28.713	27.257	33.456	1:29.426	11:58.091
7	09:55:15	27.974	25.247	32.110	1:25.334	12:14.315	7	09:56:39	32.169	32.072	36.077	Pit In	13:38.409
N° 6, LAF M / LAF M, Pos. 13							N° 27, BLA / BLA, Pos. 14						
1	09:46:47	28.955	26.312	36.689	1:31.956	3:46.910	1	09:46:53	28.863	25.923	33.742	1:28.528	3:53.168
2	09:48:17	28.735	27.085	33.525	1:29.345	5:16.255	2	09:48:22	28.704	25.956	33.496	1:28.156	5:21.324
3	09:49:44	28.516	26.177	33.027	1:27.720	6:43.975	3	09:49:49	28.730	25.912	33.127	1:27.769	6:49.093
4	09:51:11	28.363	25.988	32.794	1:27.145	8:11.120	4	09:51:18	29.017	25.891	33.246	1:28.154	8:17.247
5	09:52:39	28.918	25.822	33.093	1:27.833	9:38.953	5	09:52:46	29.553	26.005	33.159	1:28.717	9:45.964
6	09:54:13	29.052	29.505	35.305	1:33.862	11:12.815	6	09:54:15	28.930	26.290	33.876	1:29.096	11:15.060
7	09:55:40	28.640	25.793	32.714	1:27.147	12:39.962	7	09:56:04	28.834	26.224	53.134	Pit In	13:03.252

GT TOUR FFSA 2014

30 Mai au 1er Juin



SUPERTOURISME

Essais Qualificatifs - Pilote A

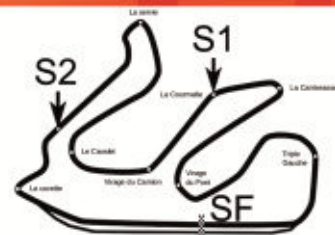
Circuit de Lédenon (3.14 km)

Tour par tour

NT	Heure	S1	S2	S3	Dern. Tr	Total Time	NT	Heure	S1	S2	S3	Dern. Tr	Total Time
N° 27, BLA / BLA, Pos. 14							5 - 27.960 - - - -						
5	09:52:46	29.553	26.005	33.159	1:28.717	9:45.964							
6	09:54:15	28.930	26.290	33.876	1:29.096	11:15.060	N° 101, WAL / WAL, Pos. 10						
7	09:56:04	28.834	26.224	53.134	Pit In	13:03.252	1	09:46:27	28.368	26.754	32.987	1:28.109	3:26.557
N° 30, BEL / DIN, Pos. 6							2 09:47:53 28.257 25.779 32.474 1:26.510 4:53.067						
1	09:46:56	28.778	27.072	32.592	1:28.442	3:55.718	3	09:49:36	36.382	31.974	34.228	Pit In	6:35.651
2	09:48:29	28.283	25.464	39.667	1:33.414	5:29.132							
3	09:49:55	27.931	25.183	32.093	1:25.207	6:54.339							
4	09:51:20	28.157	25.564	31.898	Pit In	8:19.958							
5	09:53:56	-	25.836	32.107	2:35.592	10:55.550							
6	09:55:22	28.089	25.418	32.228	1:25.735	12:21.285							
N° 56, MAR / EME, Pos. 15													
1	09:46:43	30.900	26.580	33.529	1:31.009	3:42.859							
2	09:48:11	29.143	26.092	33.071	1:28.306	5:11.165							
3	09:49:40	29.220	26.303	33.287	1:28.810	6:39.975							
4	09:51:08	28.889	25.975	33.191	1:28.055	8:08.030							
5	09:52:37	28.966	26.184	33.284	1:28.434	9:36.464							
6	09:54:14	33.094	28.655	35.174	1:36.923	11:13.387							
7	09:55:49	28.907	27.696	39.064	1:35.667	12:49.054							
N° 77, LAG / LAG, Pos. 8													
1	09:46:30	28.356	25.807	32.291	1:26.454	3:30.128							
2	09:47:58	29.503	25.648	32.424	1:27.575	4:57.703							
3	09:49:25	28.791	25.516	32.207	1:26.514	6:24.217							
4	09:50:54	28.874	25.770	34.666	1:29.310	7:53.527							
5	09:52:20	28.137	25.512	32.295	1:25.944	9:19.471							
6	09:53:46	28.084	25.537	32.346	1:25.967	10:45.438							
7	09:55:12	28.156	25.512	32.192	1:25.860	12:11.298							
N° 89, DUM / GOM, Pos. 9													
1	09:47:00	28.432	25.512	32.500	1:26.444	3:59.600							
2	09:48:27	28.626	25.521	32.812	1:26.959	5:26.559							
3	09:49:53	28.396	25.789	32.014	1:26.199	6:52.758							
4	09:51:23	28.905	25.310	35.596	1:29.811	8:22.569							
5	09:52:49	28.118	25.695	32.421	1:26.234	9:48.803							
6	09:54:15	28.181	25.376	32.637	1:26.194	11:14.997							
7	09:55:42	28.099	26.115	32.567	1:26.781	12:41.778							
N° 92, BAS / BAS, Pos. 1													
1	09:46:35	27.957	24.929	31.529	1:24.415	3:34.886							
2	09:47:59	27.602	25.017	31.652	1:24.271	4:59.157							
3	09:49:25	27.753	25.447	31.921	1:25.121	6:24.278							
4	09:50:49	27.800	25.034	31.968	1:24.802	7:49.080							

GT TOUR FFSA 2014

30 Mai au 1er Juin


SUPERTOURISME
Course 1 - Pilote A
Circuit de Lédenon (3.14 km)
Classement sur le nombre de tours

Pos.	N°	Nom 1	Team	NT	Total Time	Ecart 1er	Ecart prec	M Tps	Au tour	M vit
1	2	LOEB SEBASTIEN	LOEB RACING	12	00:21:15.152	-	-	1:25.598	9	132.06
2	30	BELTOISE VINCENT	CLASSIC & MODERN RACING	12	00:21:18.930	3.778	3.778	1:25.917	9	131.57
3	7	SERVOL RUDY	CAP LIBERTE	12	00:21:23.867	8.715	4.937	1:26.652	9	130.45
4	101	WALLGREN RODOLPHE	AGS EVENTS	12	00:21:25.296	10.144	1.429	1:26.390	12	130.85
5	77	LAGIER BENJAMIN	NO LIMIT	12	00:21:26.232	11.080	0.936	1:26.398	11	130.84
6	11	RAYMONDIS GREGOR	ACOM	12	00:21:31.156	16.004	4.924	1:26.698	9	130.38
7	6	LAFFITE MARGOT	MULLER RACING	12	00:21:43.117	27.965	11.961	1:27.505	12	129.18
8	23	RICHARD LAURENT	BM92	12	00:21:45.072	29.920	1.955	1:28.464	12	127.78
9	56	MARTINEZ FRANCK	JB EMERIC	12	00:21:45.335	30.183	0.263	1:28.377	12	127.91
10	19	BORDAS ANDRE	BORDAS	12	00:22:07.836	52.684	22.501	1:30.058	10	125.52
11	27	BLANCHEMAIN MICKAEL	SKR	12	00:22:38.274	1:23.122	30.438	1:28.800	11	127.3
12	3	DAYRAUT JEAN-PHILIPPE	VIP CHALLENGE	10	00:18:36.087	2 Tr.	2 Tr.	1:25.851	9	131.67
13	92	BASSO RONALD	BM92	10	00:22:04.034	2 Tr.	3:27.947	1:25.595	6	132.06

Cts n'ayant pas couvert 75% du nbre de tour du premier (Exigences : 75% du nombre de tours du premier = 9 Tr.)

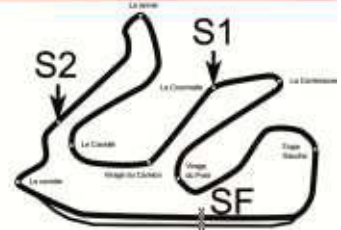
14	89	DUMAINE DIDIER	AGS EVENTS	7	00:14:42.322	5 Tr.	3 Tr.	1:29.125	5	126.83
----	----	----------------	------------	---	--------------	-------	-------	----------	---	--------

Pas un tour

15	4	BOTTEMANNE CHRISTIAN	NO LIMIT	0	00:00:04.589	12 Tr.	7 Tr.	-	0	-
16	1	MAXIM DMITRIENKO	VIP CHALLENGE	0	00:00:04.742	12 Tr.	0.153	-	0	-

M Tps : 1:25.595 (132.06 km/h), (N°92) BASSO RONALD
**Sous réserve de vérifications techniques en cours ou d'incidents d'ordre sportif
 Subject technicals scrutineering or sporting incidents**

GT TOUR FFSA 2014
30 Mai au 1er Juin



Circuit de Lédenon (3.14 km)
Lap chart

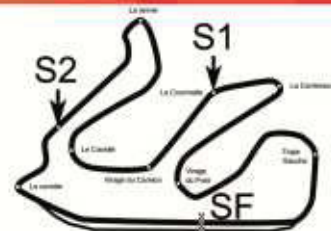
SUPERTOURISME
Course 1 - Pilote A

Départ : 92 3 2 11 7 30 4 77 89 101 1 23 6 27 56 19

Tour 0	92	3	2	11	30	77	7	101	23	89	4	1	27	6	56	19
Tour 1	92	2	3	7	11	77	30	101	23	6	56	27	89	19		
Tour 2	92	2	3	7	11	30	77	101	23	6	56	27	89	19		
Tour 3	92	2	3	7	11	30	77	101	23	6	56	27	89	19		
Tour 4	92	2	3	7	11	30	77	101	23	6	56	89	19	27		
Tour 5	2	30	7	3	77	101	23	11	6	56	89	92	19	27		
Tour 6	2	30	7	3	77	101	11	23	6	56	92	89	19	27		
Tour 7	2	30	3	7	101	77	11	92	23	6	56	19	89	27		
Tour 8	2	30	3	7	101	77	11	92	23	6	56	19	27			
Tour 9	2	30	3	7	101	77	11	23	6	56	19	27	92			
Tour 10	2	30	7	101	77	3	11	23	6	56	19	27	92			
Tour 11	2	30	7	101	77	11	6	23	56	19	27					
Tour 12	2	30	7	101	77	11	6	23	56	19	27					

GT TOUR FFSA 2014

30 Mai au 1er Juin


SUPERTOURISME
Course 1 - Pilote A

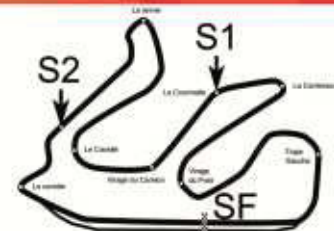
Circuit de Lédenon (3.14 km)

Tour par tour

NT	Heure	S1	S2	S3	Dern. Tr	Total Time	NT	Heure	S1	S2	S3	Dern. Tr	Total Time
N° 2, LOEB / LOEB, Pos. 1							N° 11, RAY / RAY, Pos. 6						
1	16:03:03	29.738	25.586	51.514	1:46.838	1:50.589	5	16:12:28	28.618	25.826	35.577	1:30.021	11:14.744
2	16:05:40	50.269	42.809	1:03.396	2:36.474	4:27.063	6	16:13:55	28.831	25.681	32.734	1:27.246	12:41.990
3	16:08:15	52.881	43.087	59.535	2:35.503	7:02.566	7	16:15:22	28.683	26.096	32.687	1:27.466	14:09.456
4	16:10:56	53.299	51.459	55.979	2:40.737	9:43.303	8	16:16:49	28.489	25.682	32.511	1:26.682	15:36.138
5	16:12:27	28.070	25.717	37.210	1:30.997	11:14.300	9	16:18:16	28.475	25.603	32.574	1:26.652	17:02.790
6	16:13:53	28.365	25.298	32.483	1:26.146	12:40.446	10	16:19:43	28.484	25.972	32.735	1:27.191	18:29.981
7	16:15:19	28.306	25.235	32.264	1:25.805	14:06.251	11	16:21:10	28.555	25.564	32.939	1:27.058	19:57.039
8	16:16:45	28.091	25.538	32.219	1:25.848	15:32.099	12	16:22:37	28.425	25.663	32.740	1:26.828	21:23.867
9	16:18:10	28.190	25.205	32.203	1:25.598	16:57.697	N° 19, BOR / BOR, Pos. 10						
10	16:19:36	28.157	25.428	32.282	1:25.867	18:23.564	1	16:03:06	31.240	25.932	52.078	1:49.250	1:53.048
11	16:21:02	28.166	25.649	32.167	1:25.982	19:49.546	2	16:05:43	51.270	42.388	1:03.484	2:37.142	4:30.190
12	16:22:28	28.240	25.071	32.295	1:25.606	21:15.152	3	16:08:18	52.778	43.454	59.215	2:35.447	7:05.637
N° 3, DAY / DAY, Pos. 12							4	16:10:58	53.742	50.446	55.140	2:39.328	9:44.965
1	16:03:04	30.283	25.592	51.961	1:47.836	1:51.451	5	16:12:33	28.677	25.883	40.793	1:35.353	11:20.318
2	16:05:41	50.245	42.971	1:03.343	2:36.559	4:28.010	6	16:14:02	29.538	25.807	33.030	1:28.375	12:48.693
3	16:08:16	53.209	43.029	58.829	2:35.067	7:03.077	7	16:15:29	28.715	25.542	33.142	1:27.399	14:16.092
4	16:10:57	53.788	51.344	55.734	2:40.866	9:43.943	8	16:16:56	28.693	25.571	32.737	1:27.001	15:43.093
5	16:12:28	28.076	25.421	37.477	1:30.974	11:14.917	9	16:18:23	28.602	25.516	32.580	1:26.698	17:09.791
6	16:13:55	29.216	25.428	32.823	1:27.467	12:42.384	10	16:19:50	28.458	25.950	32.631	1:27.039	18:36.830
7	16:15:22	28.419	25.499	32.717	1:26.635	14:09.019	11	16:21:17	28.456	25.884	32.940	1:27.280	20:04.110
8	16:16:48	28.265	25.507	32.428	1:26.200	15:35.219	12	16:22:44	28.608	25.614	32.824	1:27.046	21:31.156
9	16:18:14	28.312	25.178	32.361	1:25.851	17:01.070	N° 6, LAF M / LAF M, Pos. 7						
10	16:19:49	30.611	26.723	37.683	Pit In	18:36.087	1	16:03:13	36.863	27.905	49.503	1:54.271	2:00.692
N° 19, BOR / BOR, Pos. 10							2	16:05:53	51.357	43.914	1:04.133	2:39.404	4:40.096
1	16:03:10	32.482	26.929	52.239	1:51.650	1:57.058	3	16:08:28	52.900	41.975	1:00.328	2:35.203	7:15.299
2	16:05:48	51.214	43.857	1:03.149	2:38.220	4:35.278	4	16:11:08	53.813	50.848	54.864	2:39.525	9:54.824
3	16:08:23	52.809	42.992	58.952	2:34.753	7:10.031	5	16:12:43	32.040	28.668	35.138	1:35.846	11:30.670
4	16:11:02	54.675	50.156	54.247	2:39.078	9:49.109	6	16:14:16	30.661	27.195	34.471	1:32.327	13:02.997
5	16:12:33	29.902	26.642	34.811	1:31.355	11:20.464	7	16:15:49	30.283	27.712	35.148	1:33.143	14:36.140
6	16:14:03	30.057	26.397	33.660	1:30.114	12:50.578	8	16:17:20	30.026	26.712	34.143	1:30.881	16:07.021
7	16:15:34	29.260	26.548	34.676	1:30.484	14:21.062	9	16:18:50	29.763	26.812	33.553	1:30.128	17:37.149
8	16:17:03	29.141	26.172	33.666	1:28.979	15:50.041	10	16:20:20	29.621	27.025	33.412	1:30.058	19:07.207
9	16:18:31	28.755	26.164	33.216	1:28.135	17:18.176	11	16:21:50	30.867	26.208	33.428	1:30.503	20:37.710
10	16:20:00	29.281	26.234	33.454	1:28.969	18:47.145	12	16:23:21	29.619	26.596	33.911	1:30.126	22:07.836
11	16:21:28	29.118	26.210	33.139	1:28.467	20:15.612	N° 23, RIC / RIC, Pos. 8						
12	16:22:56	28.816	25.582	33.107	1:27.505	21:43.117	1	16:03:09	32.104	27.567	51.953	1:51.624	1:56.082
N° 6, LAF M / LAF M, Pos. 7							2	16:05:47	51.709	43.537	1:02.862	2:38.108	4:34.190
1	16:03:05	30.430	25.903	52.100	1:48.433	1:52.485	3	16:08:22	52.743	43.418	59.094	2:35.255	7:09.445
2	16:05:42	51.564	42.231	1:02.741	2:36.536	4:29.021	4	16:11:01	54.571	50.215	54.092	2:38.878	9:48.323
3	16:08:18	53.276	43.532	59.330	2:36.138	7:05.159	5	16:12:33	29.698	27.021	35.039	1:31.758	11:20.081
4	16:10:58	53.968	50.215	55.381	2:39.564	9:44.723	6	16:14:03	29.899	26.586	33.655	1:30.140	12:50.221
							7	16:15:33	29.296	26.512	33.848	1:29.656	14:19.877

GT TOUR FFSA 2014

30 Mai au 1er Juin

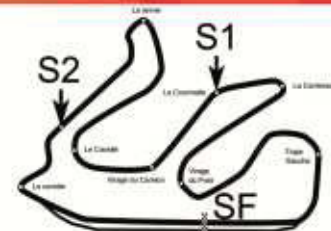

SUPERTOURISME
Course 1 - Pilote A

Circuit de Lédenon (3.14 km)

Tour par tour

NT	Heure	S1	S2	S3	Dern. Tr	Total Time	NT	Heure	S1	S2	S3	Dern. Tr	Total Time
N° 23, RIC / RIC, Pos. 8							6	16:14:04	30.369	26.410	33.306	1:30.085	12:51.154
4	16:11:01	54.571	50.215	54.092	2:38.878	9:48.323	7	16:15:34	30.062	26.516	33.554	1:30.132	14:21.286
5	16:12:33	29.698	27.021	35.039	1:31.758	11:20.081	8	16:17:03	29.535	26.263	33.319	1:29.117	15:50.403
6	16:14:03	29.899	26.586	33.655	1:30.140	12:50.221	9	16:18:32	29.344	25.755	33.365	1:28.464	17:18.867
7	16:15:33	29.296	26.512	33.848	1:29.656	14:19.877	10	16:20:01	29.165	25.967	33.845	1:28.977	18:47.844
8	16:17:02	29.422	26.437	33.455	1:29.314	15:49.191	11	16:21:30	29.035	26.417	33.662	1:29.114	20:16.958
9	16:18:31	29.225	26.271	33.259	1:28.755	17:17.946	12	16:22:58	28.974	26.212	33.191	1:28.377	21:45.335
10	16:20:00	29.112	26.456	33.438	1:29.006	18:46.952	N° 77, LAG / LAG, Pos. 5						
11	16:21:29	29.488	26.721	33.447	1:29.656	20:16.608	1	16:03:07	32.124	27.563	50.529	1:50.216	1:54.190
12	16:22:58	28.961	26.271	33.232	1:28.464	21:45.072	2	16:05:45	51.242	42.868	1:04.222	2:38.332	4:32.522
N° 27, BLA / BLA, Pos. 11							3	16:08:21	53.006	43.048	59.555	2:35.609	7:08.131
1	16:03:12	33.484	27.304	52.893	1:53.681	1:59.011	4	16:11:00	53.938	50.378	54.320	2:38.636	9:46.767
2	16:05:50	51.271	43.298	1:03.778	2:38.347	4:37.358	5	16:12:28	29.104	26.092	33.673	1:28.869	11:15.636
3	16:08:25	52.735	42.408	59.782	2:34.925	7:12.283	6	16:13:57	29.184	26.115	32.929	1:28.228	12:43.864
4	16:11:51	54.365	49.784	1:42.253	3:26.402	10:38.685	7	16:15:25	29.140	26.353	32.934	1:28.427	14:12.291
5	16:13:23	30.807	26.632	34.381	1:31.820	12:10.505	8	16:16:52	28.687	25.615	32.912	1:27.214	15:39.505
6	16:14:54	29.620	26.604	34.476	1:30.700	13:41.205	9	16:18:19	28.536	25.518	32.663	1:26.717	17:06.222
7	16:16:26	31.158	26.605	33.808	1:31.571	15:12.776	10	16:19:46	28.369	25.647	32.731	1:26.747	18:32.969
8	16:17:55	29.327	26.068	33.698	1:29.093	16:41.869	11	16:21:12	28.321	25.522	32.555	1:26.398	19:59.367
9	16:19:24	29.224	26.131	33.558	1:28.913	18:10.782	12	16:22:39	28.562	25.618	32.685	1:26.865	21:26.232
10	16:20:53	30.045	26.246	33.398	1:29.689	19:40.471	N° 89, DUM / GOM, Pos. 14						
11	16:22:22	29.192	26.171	33.437	1:28.800	21:09.271	1	16:03:12	34.713	27.169	53.247	1:55.129	1:59.624
12	16:23:51	29.137	26.397	33.469	1:29.003	22:38.274	2	16:05:51	51.041	44.144	1:03.704	2:38.889	4:38.513
N° 30, BEL / DIN, Pos. 2							3	16:08:27	52.406	42.169	1:00.965	2:35.540	7:14.053
1	16:03:08	31.791	27.690	51.382	1:50.863	1:54.776	4	16:11:05	53.389	49.850	55.002	2:38.241	9:52.294
2	16:05:44	51.508	43.804	1:01.393	2:36.705	4:31.481	5	16:12:34	29.173	26.217	33.735	1:29.125	11:21.419
3	16:08:20	52.782	43.305	59.751	2:35.838	7:07.319	6	16:14:05	30.273	26.697	33.556	1:30.526	12:51.945
4	16:10:59	53.371	50.604	54.526	2:38.501	9:45.820	7	16:15:55	34.347	33.332	42.698	Pit In	14:42.322
5	16:12:27	28.675	25.554	34.370	1:28.599	11:14.419	N° 92, BAS / BAS, Pos. 13						
6	16:13:54	28.756	25.376	32.459	1:26.591	12:41.010	1	16:03:02	29.570	25.739	50.788	1:46.097	1:49.528
7	16:15:20	28.306	25.705	32.672	1:26.683	14:07.693	2	16:05:38	50.491	42.928	1:02.624	2:36.043	4:25.571
8	16:16:47	28.284	25.583	32.423	1:26.290	15:33.983	3	16:08:14	53.011	43.168	59.260	2:35.439	7:01.010
9	16:18:13	28.173	25.266	32.478	1:25.917	16:59.900	4	16:10:56	51.239	53.996	56.620	2:41.855	9:42.865
10	16:19:39	27.991	25.631	32.605	1:26.227	18:26.127	5	16:12:39	28.316	25.780	49.057	1:43.153	11:26.018
11	16:21:05	28.097	25.467	32.677	1:26.241	19:52.368	6	16:14:04	28.208	25.179	32.208	1:25.595	12:51.613
12	16:22:32	28.303	25.636	32.623	1:26.562	21:18.930	7	16:15:33	29.326	25.740	33.128	1:28.194	14:19.807
N° 56, MAR / EME, Pos. 9							8	16:17:01	27.980	27.522	32.581	Pit In	15:47.890
1	16:03:11	32.658	27.174	52.744	1:52.576	1:58.367	9	16:21:47	-	26.699	33.198	4:46.669	20:34.559
2	16:05:49	51.011	43.634	1:03.620	2:38.265	4:36.632	10	16:23:17	29.910	26.257	33.308	1:29.475	22:04.034
3	16:08:25	52.568	42.622	1:00.037	2:35.227	7:11.859							
4	16:11:03	54.004	49.894	54.588	2:38.486	9:50.345							
5	16:12:34	29.811	26.700	34.213	1:30.724	11:21.069							

GT TOUR FFSA 2014
30 Mai au 1er Juin



SUPERTOURISME

Course 1 - Pilote A

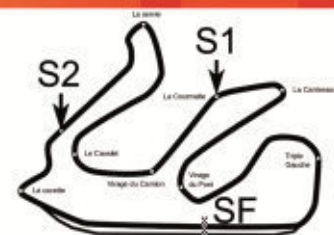
Circuit de Lédenon (3.14 km)

Tour par tour

NT	Heure	S1	S2	S3	Dern. Tr	Total Time	NT	Heure	S1	S2	S3	Dern. Tr	Total Time
N° 92, BAS / BAS, Pos. 13													
10	16:23:17	29.910	26.257	33.308	1:29.475	22:04.034							
N° 101, WAL / WAL, Pos. 4													
1	16:03:08	31.953	27.985	51.070	1:51.008	1:55.217							
2	16:05:46	51.825	43.691	1:02.621	2:38.137	4:33.354							
3	16:08:21	53.192	43.334	58.765	2:35.291	7:08.645							
4	16:11:00	54.027	50.960	53.940	2:38.927	9:47.572							
5	16:12:30	28.799	26.473	33.952	1:29.224	11:16.796							
6	16:13:57	28.719	26.025	32.768	1:27.512	12:44.308							
7	16:15:25	28.592	26.143	32.731	1:27.466	14:11.774							
8	16:16:52	28.494	25.786	32.806	1:27.086	15:38.860							
9	16:18:18	28.213	25.972	32.682	1:26.867	17:05.727							
10	16:19:45	28.159	25.713	32.634	1:26.506	18:32.233							
11	16:21:12	28.443	25.733	32.497	1:26.673	19:58.906							
12	16:22:38	28.090	25.678	32.622	1:26.390	21:25.296							

GT TOUR FFSA 2014

30 Mai au 1er Juin



SUPERTOURISME
Course 2 - Pilote B

Circuit de Lédenon (3.14 km)
Classement sur le nombre de tours

Pos.	N°	Nom 2	Team	NT	Total Time	Ecart 1er	Ecart prec	M Tps	Au tour	M vit
1	92	BASSO RONALD	BM92	13	00:18:37.068	-	-	1:24.357	6	134
2	30	DINO LUNARDI	CLASSIC & MODERN RACING	13	00:18:38.928	1.860	1.860	1:24.971	8	133.03
3	2	LOEB SEBASTIEN	LOEB RACING	13	00:18:39.407	2.339	0.479	1:24.710	8	133.44
4	3	DAYRAUT JEAN-PHILIPPE	VIP CHALLENGE	13	00:18:40.169	3.101	0.762	1:24.561	6	133.68
5	11	RAYMONDIS GREGOR	ACOM	13	00:18:49.036	11.968	8.867	1:25.313	11	132.5
6	89	GOMAR NICOLAS	AGS EVENTS	13	00:18:55.068	18.000	6.032	1:25.577	11	132.09
7	7	SERVOL RUDY	CAP LIBERTE	13	00:18:55.800	18.732	0.732	1:26.116	6	131.26
8	101	WALLGREN RODOLPHE	AGS EVENTS	13	00:18:56.107	19.039	0.307	1:25.616	9	132.03
9	77	LAGIER BENJAMIN	NO LIMIT	13	00:18:56.556	19.488	0.449	1:25.609	9	132.04
10	23	RICHARD LAURENT	BM92	13	00:19:27.261	50.193	30.705	1:27.515	13	129.17
11	6	LAFFITE MARGOT	MULLER RACING	13	00:19:27.346	50.278	0.085	1:27.046	13	129.86
12	56	EMERIC JEAN BAPTISTE	JB EMERIC	13	00:19:32.800	55.732	5.454	1:27.433	3	129.29
13	27	BLANCHEMAIN MICKAEL	SKR	13	00:19:35.333	58.265	2.533	1:27.971	12	128.5
14	4	BOTTEMANNE CHRISTIAN	NO LIMIT	13	00:19:41.409	1:04.341	6.076	1:25.718	11	131.87
15	19	BORDAS ANDRE	BORDAS	13	00:19:51.594	1:14.526	10.185	1:28.919	11	127.13
16	1	MAXIM DMITRIENKO	VIP CHALLENGE	8	00:20:32.256	5 Tr.	5 Tr.	1:28.262	3	128.07

M Tps : 1:24.357 (134 km/h), (N°92) BASSO RONALD

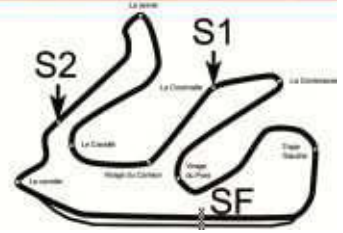
Sous réserve de vérifications techniques en cours ou d'incidents d'ordre sportif
Subject technicals scrutineering or sporting incidents

Le Directeur de Course / The Race Director
Valérie DIEBOLT

Le Chronométrateur / The Timekeeper
Sylvie BUZZIGHIN

Heure d'affichage / Time posting
1 juin 2014 10:45

GT TOUR FFSA 2014
30 Mai au 1er Juin



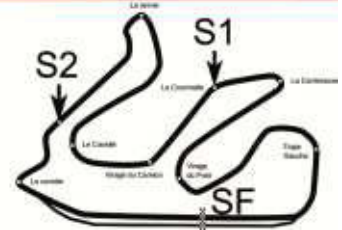
Circuit de Lédenon (3.14 km)
Lap chart

SUPERTOURISME
Course 2 - Pilote B

Départ :	3	92	2	30	11	7	4	77	89	1	23	56	6	101	27	19
Tour 0	92	3	30	2	11	89	7	4	77	101	1	23	6	27	56	19
Tour 1	92	3	30	2	11	7	101	89	77	4	27	23	1	6	19	56
Tour 2	92	3	30	2	11	4	7	101	89	77	27	23	1	6	56	19
Tour 3	92	3	30	2	11	7	89	101	77	27	23	1	6	56	19	4
Tour 4	92	3	30	2	11	7	89	101	77	27	23	1	56	6	19	4
Tour 5	92	3	30	2	11	7	89	101	77	27	23	1	56	6	19	4
Tour 6	92	3	30	2	11	7	89	101	77	27	23	56	6	1	19	4
Tour 7	92	3	30	2	11	7	89	101	77	27	23	56	6	19	4	1
Tour 8	92	3	30	2	11	7	89	101	77	23	6	56	27	19	4	1
Tour 9	92	3	30	2	11	7	89	101	77	23	6	56	27	19	4	
Tour 10	92	3	30	2	11	89	7	101	77	23	6	56	27	4	19	
Tour 11	92	3	30	2	11	89	7	101	77	23	6	56	27	4	19	
Tour 12	92	3	30	2	11	89	7	101	77	23	6	56	27	4	19	
Tour 13	92	30	2	3	11	89	7	101	77	23	6	56	27	4	19	

GT TOUR FFSA 2014

30 Mai au 1er Juin


SUPERTOURISME
Course 2 - Pilote B

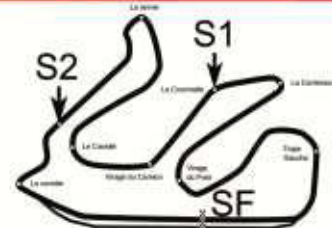
Circuit de Lédenon (3.14 km)

Tour par tour

NT	Heure	S1	S2	S3	Dern. Tr	Total Time	NT	Heure	S1	S2	S3	Dern. Tr	Total Time
N° 1, MAX / MAX, Pos. 16							N° 5, LAF M / LAF M, Pos. 11						
1	10:12:59	36.446	27.826	33.667	1:37.939	1:43.100	5	10:19:27	28.224	25.648	32.622	1:26.494	8:11.702
2	10:14:27	29.000	26.438	33.281	1:28.719	3:11.819	6	10:20:54	28.311	25.509	32.504	1:26.324	9:38.026
3	10:15:56	28.908	26.086	33.268	1:28.262	4:40.081	7	10:22:20	28.425	25.530	32.480	1:26.435	11:04.461
4	10:17:25	30.065	26.317	33.208	1:29.590	6:09.671	8	10:23:46	28.091	25.548	32.573	1:26.212	12:30.673
5	10:18:54	29.074	26.045	33.281	1:28.400	7:38.071	9	10:25:12	27.998	25.699	32.394	1:26.091	13:56.764
6	10:20:35	35.251	32.153	33.460	Pit In	9:18.935	10	10:26:39	28.224	25.456	33.058	1:26.738	15:23.502
7	10:29:52	-	26.602	33.649	9:17.742	18:36.677	11	10:28:05	28.072	25.399	32.247	1:25.718	16:49.220
8	10:31:48	35.561	43.167	36.851	Pit In	20:32.256	12	10:29:31	28.218	25.272	32.458	1:25.948	18:15.168
							13	10:30:57	27.992	25.992	32.257	1:26.241	19:41.409
N° 2, LOEB / LOEB, Pos. 3							N° 6, LAF M / LAF M, Pos. 11						
1	10:12:50	31.309	26.421	32.514	1:30.244	1:34.628	1	10:12:59	36.264	28.193	33.746	1:38.203	1:43.633
2	10:14:16	28.275	25.413	32.347	1:26.035	3:00.663	2	10:14:29	29.402	26.729	33.211	1:29.342	3:12.975
3	10:15:42	27.917	25.214	32.422	1:25.553	4:26.216	3	10:15:57	28.880	26.249	33.663	1:28.792	4:41.767
4	10:17:07	28.142	25.043	32.179	1:25.364	5:51.580	4	10:17:27	29.728	26.191	33.592	1:29.511	6:11.278
5	10:18:33	27.845	25.299	32.229	1:25.373	7:16.953	5	10:18:55	28.792	26.266	32.953	1:28.011	7:39.289
6	10:19:58	27.934	25.228	32.212	1:25.374	8:42.327	6	10:20:23	29.084	25.938	33.237	1:28.259	9:07.548
7	10:21:23	27.923	25.199	32.237	1:25.359	10:07.686	7	10:21:53	29.133	26.497	33.840	1:29.470	10:37.018
8	10:22:48	27.812	24.978	31.920	1:24.710	11:32.396	8	10:23:25	29.894	26.377	36.191	1:32.462	12:09.480
9	10:24:13	27.900	25.199	31.894	1:24.993	12:57.389	9	10:24:53	29.053	25.759	32.969	1:27.781	13:37.261
10	10:25:38	27.879	25.115	32.115	1:25.109	14:22.498	10	10:26:20	28.534	25.798	33.019	1:27.351	15:04.612
11	10:27:03	27.926	24.968	32.272	1:25.166	15:47.664	11	10:27:48	28.596	25.738	33.487	1:27.821	16:32.433
12	10:28:30	28.100	25.786	32.463	1:26.349	17:14.013	12	10:29:16	28.881	25.529	33.457	1:27.867	18:00.300
13	10:29:55	28.182	25.042	32.170	1:25.394	18:39.407	13	10:30:43	28.410	25.822	32.814	1:27.046	19:27.346
N° 3, DAY / DAY, Pos. 4							N° 7, SER / SER, Pos. 7						
1	10:12:49	30.880	26.083	32.654	1:29.617	1:33.807	1	10:12:52	31.446	26.800	32.775	1:31.021	1:35.901
2	10:14:16	28.428	25.401	32.256	1:26.085	2:59.892	2	10:14:18	28.450	25.858	32.487	1:26.795	3:02.696
3	10:15:41	28.016	25.191	32.410	1:25.617	4:25.509	3	10:15:45	28.203	25.535	32.457	1:26.195	4:28.891
4	10:17:06	27.869	25.210	32.081	1:25.160	5:50.669	4	10:17:11	28.542	25.724	32.691	1:26.957	5:55.848
5	10:18:32	28.042	25.133	32.168	1:25.343	7:16.012	5	10:18:38	28.165	25.807	32.807	1:26.779	7:22.627
6	10:19:56	27.528	25.236	31.797	1:24.561	8:40.573	6	10:20:04	28.101	25.592	32.423	1:26.116	8:48.743
7	10:21:21	27.598	25.320	31.787	1:24.705	10:05.278	7	10:21:31	28.085	25.579	32.809	1:26.473	10:15.216
8	10:22:46	27.590	25.248	31.951	1:24.789	11:30.067	8	10:22:57	28.022	25.563	32.558	1:26.143	11:41.359
9	10:24:11	27.671	25.383	32.444	1:25.498	12:55.565	9	10:24:23	28.153	25.470	32.549	1:26.172	13:07.531
10	10:25:37	27.958	25.478	32.172	1:25.608	14:21.173	10	10:25:50	28.827	25.681	32.321	1:26.829	14:34.360
11	10:27:02	28.311	25.358	31.997	1:25.666	15:46.839	11	10:27:17	28.134	25.725	32.688	1:26.547	16:00.907
12	10:28:28	28.370	25.231	32.278	1:25.879	17:12.718	12	10:28:44	28.133	25.671	33.809	1:27.613	17:28.520
13	10:29:56	30.208	25.201	32.042	1:27.451	18:40.169	13	10:30:11	28.929	25.558	32.793	1:27.280	18:55.800
N° 4, BOT / BOT, Pos. 14													
1	10:12:54	33.404	27.044	33.109	1:33.557	1:38.446							
2	10:14:18	28.761	26.203	28.583	Pit In	3:01.993							
3	10:16:35	-	25.916	32.863	2:17.024	5:19.017							
4	10:18:01	28.308	25.581	32.302	1:26.191	6:45.208							

GT TOUR FFSA 2014

30 Mai au 1er Juin


SUPERTOURISME
Course 2 - Pilote B

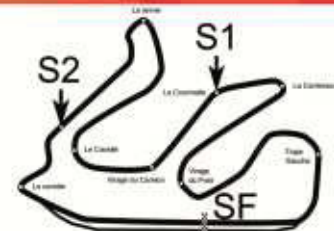
Circuit de Lédenon (3.14 km)

Tour par tour

NT	Heure	S1	S2	S3	Dern. Tr	Total Time	NT	Heure	S1	S2	S3	Dern. Tr	Total Time
N° 11, RAY / RAY, Pos. 5							N° 27, BLA / BLA, Pos. 13						
1	10:12:51	31.468	26.554	32.773	1:30.795	1:35.351	1	10:12:56	33.893	27.063	33.752	1:34.708	1:40.151
2	10:14:17	28.382	25.659	32.322	1:26.363	3:01.714	2	10:14:26	30.038	26.318	33.771	1:30.127	3:10.278
3	10:15:44	28.262	25.665	32.354	1:26.281	4:27.995	3	10:15:55	29.541	26.185	33.616	1:29.342	4:39.620
4	10:17:11	29.045	25.790	32.418	1:27.253	5:55.248	4	10:17:24	29.240	26.149	33.302	1:28.691	6:08.311
5	10:18:37	28.511	25.540	32.350	1:26.401	7:21.649	5	10:18:53	29.464	26.129	33.677	1:29.270	7:37.581
6	10:20:03	28.376	25.578	32.135	1:26.089	8:47.738	6	10:20:21	29.246	25.847	33.158	1:28.251	9:05.832
7	10:21:29	28.196	25.579	32.215	1:25.990	10:13.728	7	10:21:52	29.860	26.515	33.747	1:30.122	10:35.954
8	10:22:55	28.069	25.763	32.185	1:26.017	11:39.745	8	10:23:30	37.930	26.643	34.001	1:38.574	12:14.528
9	10:24:21	28.317	25.621	32.136	1:26.074	13:05.819	9	10:24:59	29.089	25.891	33.418	1:28.398	13:42.926
10	10:25:47	28.255	25.549	32.243	1:26.047	14:31.866	10	10:26:27	28.999	25.581	33.436	1:28.016	15:10.942
11	10:27:13	27.919	25.398	31.996	1:25.313	15:57.179	11	10:27:55	28.792	25.899	33.283	1:27.974	16:38.916
12	10:28:39	28.247	25.277	32.247	1:25.771	17:22.950	12	10:29:23	28.761	25.809	33.401	1:27.971	18:06.887
13	10:30:05	28.173	25.724	32.189	1:26.086	18:49.036	13	10:30:51	28.889	25.904	33.653	1:28.446	19:35.333
N° 19, BOR / BOR, Pos. 15							N° 30, BEL / DIN, Pos. 2						
1	10:13:01	36.789	28.266	34.099	1:39.154	1:45.116	1	10:12:50	31.292	26.133	32.571	1:29.996	1:34.339
2	10:14:33	30.933	26.846	34.009	1:31.788	3:16.904	2	10:14:16	28.283	25.330	32.335	1:25.948	3:00.287
3	10:16:03	29.790	26.940	33.918	1:30.648	4:47.552	3	10:15:42	27.971	25.304	32.466	1:25.741	4:26.028
4	10:17:34	29.926	27.074	33.834	1:30.834	6:18.386	4	10:17:07	28.041	25.030	32.159	1:25.230	5:51.258
5	10:19:05	29.706	26.599	34.648	1:30.953	7:49.339	5	10:18:32	28.088	24.951	32.370	1:25.409	7:16.667
6	10:20:38	29.608	26.960	36.261	1:32.829	9:22.168	6	10:19:57	28.050	24.906	32.055	1:25.011	8:41.678
7	10:22:09	31.389	26.666	33.491	1:31.546	10:53.714	7	10:21:22	27.916	25.263	31.893	1:25.072	10:06.750
8	10:23:39	29.726	26.733	33.325	1:29.784	12:23.498	8	10:22:47	27.796	25.113	32.062	1:24.971	11:31.721
9	10:25:09	29.538	26.752	33.351	1:29.641	13:53.139	9	10:24:12	27.987	25.165	31.967	1:25.119	12:56.840
10	10:26:40	29.704	27.418	34.290	1:31.412	15:24.551	10	10:25:38	27.899	25.004	32.175	1:25.078	14:21.918
11	10:28:09	29.304	26.587	33.028	1:28.919	16:53.470	11	10:27:03	28.009	25.239	32.208	1:25.456	15:47.374
12	10:29:38	29.291	26.081	33.684	1:29.056	18:22.526	12	10:28:29	28.196	25.657	32.553	1:26.406	17:13.780
13	10:31:07	29.438	26.656	32.974	1:29.068	19:51.594	13	10:29:55	28.105	25.084	31.959	1:25.148	18:38.928
N° 23, RIC / RIC, Pos. 10							N° 56, MAR / EME, Pos. 12						
1	10:12:57	34.991	27.425	33.429	1:35.845	1:41.110	1	10:13:01	39.053	27.088	33.636	1:39.777	1:45.321
2	10:14:26	29.465	26.565	33.703	1:29.733	3:10.843	2	10:14:30	30.033	25.875	33.178	1:29.086	3:14.407
3	10:15:55	29.090	26.570	33.275	1:28.935	4:39.778	3	10:15:57	28.743	25.771	32.919	1:27.433	4:41.840
4	10:17:25	30.092	26.154	33.381	1:29.627	6:09.405	4	10:17:26	29.351	26.360	32.853	1:28.564	6:10.404
5	10:18:53	28.984	25.846	33.486	1:28.316	7:37.721	5	10:18:54	29.075	25.930	32.894	1:27.899	7:38.303
6	10:20:22	29.506	25.826	33.219	1:28.551	9:06.272	6	10:20:22	29.652	25.998	32.633	1:28.283	9:06.586
7	10:21:52	29.119	27.109	33.569	1:29.797	10:36.069	7	10:21:52	29.448	26.651	33.425	1:29.524	10:36.110
8	10:23:25	30.317	26.271	36.387	1:32.975	12:09.044	8	10:23:28	29.970	26.234	39.775	1:35.979	12:12.089
9	10:24:52	28.853	25.883	32.787	1:27.523	13:36.567	9	10:24:56	29.582	25.686	33.073	1:28.341	13:40.430
10	10:26:20	28.637	26.139	33.018	1:27.794	15:04.361	10	10:26:24	29.291	26.182	32.692	1:28.165	15:08.595
11	10:27:48	28.697	25.565	33.606	1:27.868	16:32.229	11	10:27:52	28.925	25.786	33.237	1:27.948	16:36.543
12	10:29:15	28.778	25.716	33.023	1:27.517	17:59.746	12	10:29:20	29.302	25.687	33.169	1:28.158	18:04.701
13	10:30:43	28.587	25.915	33.013	1:27.515	19:27.261	13	10:30:48	29.135	25.739	33.225	1:28.099	19:32.800

GT TOUR FFSA 2014

30 Mai au 1er Juin


SUPERTOURISME
Course 2 - Pilote B

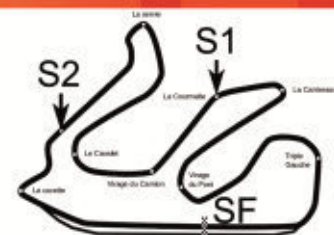
Circuit de Lédenon (3.14 km)

Tour par tour

NT	Heure	S1	S2	S3	Dern. Tr	Total Time	NT	Heure	S1	S2	S3	Dern. Tr	Total Time
N° 56, MAR / EME, Pos. 12							N° 101, WAL / WAL, Pos. 8						
11	10:27:52	28.925	25.786	33.237	1:27.948	16:36.543	11	10:27:02	28.178	25.290	31.969	1:25.437	15:46.397
12	10:29:20	29.302	25.687	33.169	1:28.158	18:04.701	12	10:28:28	28.446	25.239	31.990	1:25.675	17:12.072
13	10:30:48	29.135	25.739	33.225	1:28.099	19:32.800	13	10:29:53	28.087	25.119	31.790	1:24.996	18:37.068
N° 77, LAG / LAG, Pos. 9							N° 89, DUM / GOM, Pos. 6						
1	10:12:53	32.801	26.645	33.043	1:32.489	1:37.532	1	10:12:53	32.472	26.748	33.097	1:32.317	1:37.170
2	10:14:21	29.089	25.946	32.554	1:27.589	3:05.121	2	10:14:20	29.377	25.598	32.465	1:27.440	3:04.610
3	10:15:48	28.778	25.840	32.567	1:27.185	4:32.306	3	10:15:47	28.275	26.070	32.371	1:26.716	4:31.326
4	10:17:15	28.498	25.574	32.719	1:26.791	5:59.097	4	10:17:13	28.422	25.528	32.309	1:26.259	5:57.585
5	10:18:41	28.687	25.375	32.558	1:26.620	7:25.717	5	10:18:39	28.280	25.283	32.200	1:25.763	7:23.348
6	10:20:07	28.189	25.605	32.240	1:26.034	8:51.751	6	10:20:05	28.270	25.295	32.095	1:25.660	8:49.008
7	10:21:33	28.148	25.455	32.407	1:26.010	10:17.761	7	10:21:31	28.389	25.258	32.670	1:26.317	10:15.325
8	10:22:59	28.321	25.441	32.242	1:26.004	11:43.765	8	10:22:57	28.501	25.392	32.283	1:26.176	11:41.501
9	10:24:25	28.137	25.226	32.246	1:25.609	13:09.374	9	10:24:23	28.279	25.440	32.330	1:26.049	13:07.550
10	10:25:51	28.260	25.968	32.258	1:26.486	14:35.860	10	10:25:49	28.363	25.332	32.224	1:25.919	14:33.469
11	10:27:18	28.432	25.658	32.383	1:26.473	16:02.333	11	10:27:15	27.920	25.295	32.362	1:25.577	15:59.046
12	10:28:44	28.311	25.278	32.952	1:26.541	17:28.874	12	10:28:44	28.108	27.137	33.755	1:29.000	17:28.046
13	10:30:12	29.072	26.026	32.584	1:27.682	18:56.556	13	10:30:11	28.951	25.280	32.791	1:27.022	18:55.068
N° 92, BAS / BAS, Pos. 1													
1	10:12:49	30.496	25.828	32.435	1:28.759	1:32.891							
2	10:14:15	28.309	25.492	32.399	1:26.200	2:59.091							
3	10:15:40	28.135	25.335	32.294	1:25.764	4:24.855							
4	10:17:06	28.043	25.222	31.983	1:25.248	5:50.103							
5	10:18:30	27.988	25.054	31.667	1:24.709	7:14.812							
6	10:19:55	27.908	24.896	31.553	1:24.357	8:39.169							
7	10:21:20	27.941	25.054	31.781	1:24.776	10:03.945							
8	10:22:45	27.860	25.737	31.720	1:25.317	11:29.262							
9	10:24:11	27.953	25.442	32.497	1:25.892	12:55.154							

GT TOUR FFSA 2014

30 Mai au 1er Juin



SUPERTOURISME

Circuit de Lédenon (3.14 km)

Course 3

Classement sur le nombre de tours

Pos.	N°	Nom 2	Nom 1	Team	NT	Total Time	Ecart 1er	Ecart prec	M Tps	Au tour	M vit	Pena.
1	92	BASSO RONALD	BASSO RONALD	BM92	30	00:46:11.905	-	-	1:25.219	19	132.65	0
2	77	LAGIER BENJAMIN	LAGIER BENJAMIN	NO LIMIT	30	00:46:44.499	32.594	32.594	1:26.452	23	130.75	0
3	4	BOTTEMANNE CHRISTIAN	BOTTEMANNE CHRISTIAN	NO LIMIT	30	00:46:45.943	34.038	1.444	1:25.813	19	131.73	0
4	3	DAYRAUT JEAN-PHILIPPE	DAYRAUT JEAN-PHILIPPE	VIP CHALLENGE	30	00:46:51.023	39.118	5.080	1:25.168	21	132.73	0
5	30	DINO LUNARDI	BELTOISE VINCENT	CLASSIC & MODERN RACING	30	00:46:55.054	43.149	4.031	1:25.633	19	132.01	0
6	6	LAFFITE MARGOT	LAFFITE MARGOT	MULLER RACING	30	00:47:01.947	50.042	6.893	1:26.481	13	130.71	0
7	89	GOMAR NICOLAS	DUMAINE DIDIER	AGS EVENTS	30	00:47:19.311	1:07.406	17.364	1:25.931	10	131.55	0
8	1	MAXIM DMITRIENKO	MAXIM DMITRIENKO	VIP CHALLENGE	30	00:47:47.089	1:35.184	27.778	1:27.664	19	128.95	0
9	101	WALLGREN RODOLPHE	WALLGREN RODOLPHE	AGS EVENTS	30	00:49:37.112	3:25.207	1:50.023	1:25.885	12	131.62	180
10	27	BLANCHEMAIN MICKAEL	BLANCHEMAIN MICKAEL	SKR	30	00:50:32.445	4:20.540	55.333	1:27.439	21	129.28	180
11	56	EMERIC JEAN BAPTISTE	MARTINEZ FRANCK	JB EMERIC	29	00:47:24.076	1 Tr.	1 Tr.	1:27.056	6	129.85	0
12	11	RAYMONDIS GREGOR	RAYMONDIS GREGOR	ACOM	27	00:42:06.896	3 Tr.	2 Tr.	1:25.897	25	131.6	0
13	19	BORDAS ANDRE	BORDAS ANDRE	BORDAS	26	00:47:46.380	4 Tr.	1 Tr.	1:28.129	18	128.27	0

Cts n'ayant pas couvert 75% du nbre de tour du premier (Exigences : 75% du nombre de tours du premier = 22 Tr.)

14	7	SERVOL RUDY	SERVOL RUDY	CAP LIBERTE	19	00:47:53.145	11 Tr.	7 Tr.	1:26.038	3	131.38	0
15	23	RICHARD LAURENT	RICHARD LAURENT	BM92	17	00:47:24.737	13 Tr.	2 Tr.	1:27.735	16	128.84	0

Pas un tour

16	2	LOEB SEBASTIEN	LOEB SEBASTIEN	LOEB RACING	0	-	-	-	-	0	-	0
----	---	----------------	----------------	-------------	---	---	---	---	---	---	---	---

M Tps : 1:25.168 (132.73 km/h), (N°3) DAY / DAY

Sous réserve de vérifications techniques en cours ou d'incidents d'ordre sportif
Subject technicals scrutineering or sporting incidents

3 minutes de pénalité pour les concurrents N°27 et 101 pour non respect du temps imparti dans les stands

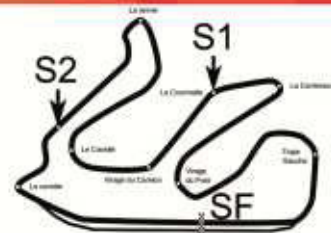
Le Directeur de Course / The Race Director
Valérie DIEBOLT

Le Chronométrateur / The Timekeeper
Sylvie BUZZIGHIN

Heure d'affichage / Time posting
1 juin 2014 15:12

GT TOUR FFSA 2014

30 Mai au 1er Juin



SUPERTOURISME

Course 3

Circuit de Lédenon (3.14 km)

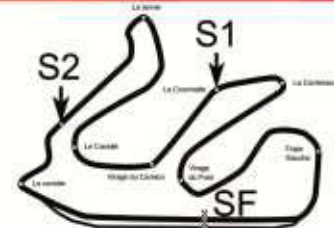
Lap chart

Départ : 92 3 2 11 30 7 4 77 89 1 23 101 6 56 27 19

Tour 0	3	92	11	7	30	77	4	89	1	101	23	6	56	27	19
Tour 1	11	7	3	92	30	77	89	4	101	6	1	56	23	27	19
Tour 2	7	11	92	3	77	4	89	30	101	6	1	56	23	27	19
Tour 3	7	92	3	11	77	4	89	101	30	6	56	1	23	27	19
Tour 4	7	92	3	11	77	4	89	101	30	6	56	1	27	19	23
Tour 5	89	7	3	92	11	77	4	101	30	6	56	1	27	19	23
Tour 6	3	92	11	7	77	4	101	30	6	56	1	27	19	89	23
Tour 7	3	92	11	77	7	101	4	30	6	56	1	27	19	89	23
Tour 8	3	92	11	101	7	4	30	77	6	56	1	27	89	19	23
Tour 9	92	3	11	101	4	7	30	77	6	56	1	27	89	19	23
Tour 10	92	3	11	101	4	30	77	6	56	1	27	89	19	7	23
Tour 11	92	3	11	101	4	30	77	6	56	1	89	27	19	7	23
Tour 12	92	3	11	101	4	30	77	6	56	1	89	27	19	7	23
Tour 13	92	3	11	101	4	30	77	6	56	89	1	27	19	7	23
Tour 14	3	92	11	101	4	30	77	6	56	89	1	27	19	7	23
Tour 15	92	101	30	77	6	4	1	56	89	27	19	7	3	11	23
Tour 16	92	101	4	56	89	7	3	11	30	77	6	27	1	19	23
Tour 17	101	92	3	11	4	77	6	30	89	27	1	56	19	7	23
Tour 18	92	3	101	11	4	77	6	30	89	27	1	19	56	7	
Tour 19	92	3	101	11	4	77	6	30	89	27	1	56	19	7	
Tour 20	92	3	101	11	4	77	6	30	89	27	1	56	19		
Tour 21	92	3	101	11	4	77	6	30	89	27	1	56	19		
Tour 22	92	3	101	11	4	77	6	30	89	27	1	56	19		
Tour 23	92	3	101	11	4	77	6	30	89	27	1	56	19	19	
Tour 24	92	101	3	11	4	77	6	30	89	27	1	56	19		
Tour 25	92	101	3	11	4	77	6	30	89	27	1	56	19		
Tour 26	92	101	3	11	4	77	6	30	89	27	1	56	19		
Tour 27	92	101	3	11	4	77	6	30	89	27	1	56			
Tour 28	92	101	3	4	77	30	6	89	27	1	56				
Tour 29	92	101	4	77	3	30	6	89	27	1	56				
Tour 30	92	101	77	4	3	30	6	89	27	1					

GT TOUR FFSA 2014

30 Mai au 1er Juin



SUPERTOURISME

Circuit de Lédenon (3.14 km)

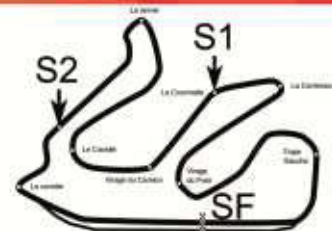
Course 3

Tour par tour

NT	Heure	S1	S2	S3	Dern. Tr	Total Time	NT	Heure	S1	S2	S3	Dern. Tr	Total Time
N° 1, MAX / MAX, Pos. 8							N° 4, BOT / BOT, Pos. 3						
1	13:33:01	34.395	27.138	33.658	1:35.191	1:39.295	13	13:50:14	28.014	25.348	32.503	1:25.865	18:52.149
2	13:34:30	29.019	26.609	33.238	1:28.866	3:08.161	14	13:51:35	28.057	25.268	27.368	Pit In	20:12.842
3	13:35:59	29.685	26.296	32.936	1:28.917	4:37.078	15	13:56:06	-	25.099	32.385	4:31.268	24:44.110
4	13:37:27	28.648	26.231	32.981	1:27.860	6:04.938	16	13:57:32	27.910	25.111	32.589	1:25.610	26:09.720
5	13:38:55	28.742	25.890	33.384	1:28.016	7:32.954	17	13:58:57	28.156	25.277	32.223	1:25.656	27:35.376
6	13:40:24	29.226	26.300	33.193	1:28.719	9:01.673	18	14:00:23	28.061	25.205	32.229	1:25.495	29:00.871
7	13:41:53	29.421	26.546	33.333	1:29.300	10:30.973	19	14:01:48	28.173	25.045	32.137	1:25.355	30:26.226
8	13:43:22	29.048	26.611	33.203	1:28.862	11:59.835	20	14:03:14	28.139	25.234	32.086	1:25.459	31:51.685
9	13:44:50	29.220	26.183	33.173	1:28.576	13:28.411	21	14:04:39	27.969	25.042	32.157	1:25.168	33:16.853
10	13:46:19	29.254	26.116	33.378	1:28.748	14:57.159	22	14:06:05	28.043	25.501	32.370	1:25.914	34:42.767
11	13:47:47	28.863	25.937	33.281	1:28.081	16:25.240	23	14:07:38	29.412	27.839	35.582	1:32.833	36:15.600
12	13:49:15	28.647	25.816	33.286	1:27.749	17:52.989	24	14:09:10	29.960	29.489	33.075	1:32.524	37:48.124
13	13:50:44	28.742	26.451	33.675	1:28.868	19:21.857	25	14:10:36	28.130	25.218	32.400	1:25.748	39:13.872
14	13:52:12	28.448	26.819	33.286	1:28.553	20:50.410	26	14:12:02	27.983	25.270	32.579	1:25.832	40:39.704
15	13:53:36	29.001	25.789	28.559	Pit In	22:13.759	27	14:13:28	28.244	25.629	32.493	1:26.366	42:06.070
16	13:58:13	-	26.109	33.380	4:37.085	26:50.844	28	14:14:55	28.329	25.495	32.669	1:26.493	43:32.563
17	13:59:41	28.876	26.366	33.000	1:28.242	28:19.086	29	14:16:44	28.406	25.863	54.796	1:49.065	45:21.628
18	14:01:09	29.093	25.695	33.091	1:27.879	29:46.965	30	14:18:13	31.064	27.547	30.784	Pit In	46:51.023
19	14:02:37	29.027	25.833	32.804	1:27.664	31:14.629	N° 3, DAY / DAY, Pos. 4						
20	14:04:04	28.894	25.836	33.101	1:27.831	32:42.460	1	13:32:59	32.718	27.331	33.260	1:33.309	1:37.181
21	14:05:32	28.901	26.060	32.887	1:27.848	34:10.308	2	13:34:27	28.878	25.723	32.861	1:27.462	3:04.643
22	14:07:01	28.529	26.920	33.665	1:29.114	35:39.422	3	13:35:54	28.788	25.525	32.811	1:27.124	4:31.767
23	14:08:31	28.855	26.832	33.519	1:29.206	37:08.628	4	13:37:21	28.217	25.963	32.766	1:26.946	5:58.713
24	14:09:59	28.725	26.035	33.293	1:28.053	38:36.681	5	13:38:47	28.343	25.615	32.608	1:26.566	7:25.279
25	14:11:28	29.422	26.202	33.600	1:29.224	40:05.905	6	13:40:14	28.170	25.539	32.806	1:26.515	8:51.794
26	14:12:57	29.260	26.233	33.770	1:29.263	41:35.168	7	13:41:41	28.264	25.747	33.497	1:27.508	10:19.302
27	14:14:26	29.506	26.189	33.603	1:29.298	43:04.466	8	13:43:09	28.850	25.991	33.201	1:28.042	11:47.344
28	14:15:57	29.337	26.616	34.380	1:30.333	44:34.799	9	13:44:37	28.635	25.906	33.437	1:27.978	13:15.322
29	14:17:29	30.754	26.533	34.641	1:31.928	46:06.727	10	13:46:03	28.546	25.231	32.354	1:26.131	14:41.453
30	14:19:09	34.401	30.691	35.270	1:40.362	47:47.089	11	13:47:30	28.425	25.353	33.114	1:26.892	16:08.345
							12	13:48:57	28.206	25.560	32.602	1:26.368	17:34.713
							13	13:50:23	28.347	25.522	32.673	1:26.542	19:01.255
							14	13:51:49	28.089	25.715	32.448	1:26.252	20:27.507
							15	13:53:17	28.516	26.225	33.143	1:27.884	21:55.391
							16	13:54:40	28.280	25.418	28.615	Pit In	23:17.704
							17	13:59:12	-	25.868	32.777	4:32.282	27:49.986
							18	14:00:38	28.231	25.671	32.428	1:26.330	29:16.316
							19	14:02:04	28.012	25.380	32.421	1:25.813	30:42.129
							20	14:03:31	28.680	25.602	32.525	1:26.807	32:08.936
							21	14:04:57	28.415	25.527	32.426	1:26.368	33:35.304
							22	14:06:24	28.098	25.881	32.707	1:26.686	35:01.990
							23	14:07:51	28.862	25.908	32.728	1:27.498	36:29.488
							24	14:09:18	28.191	25.685	32.757	1:26.633	37:56.121
							25	14:10:45	28.363	25.858	32.612	1:26.833	39:22.954

GT TOUR FFSA 2014

30 Mai au 1er Juin


SUPERTOURISME
Course 3

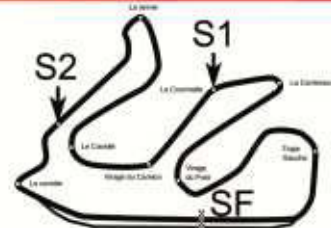
Circuit de Lédenon (3.14 km)

Tour par tour

NT	Heure	S1	S2	S3	Dern. Tr	Total Time	NT	Heure	S1	S2	S3	Dern. Tr	Total Time
N° 4, BOT / BOT, Pos. 3							N° 11, RAY / RAY, Pos. 12						
22	14:06:24	28.098	25.881	32.707	1:26.686	35:01.990	2	13:34:24	29.134	25.801	32.580	1:27.515	3:01.890
23	14:07:51	28.862	25.908	32.728	1:27.498	36:29.488	3	13:35:50	28.250	25.463	32.325	1:26.038	4:27.928
24	14:09:18	28.191	25.685	32.757	1:26.633	37:56.121	4	13:37:17	28.722	25.564	32.426	1:26.712	5:54.640
25	14:10:45	28.363	25.858	32.612	1:26.833	39:22.954	5	13:38:44	28.842	25.341	32.684	1:26.867	7:21.507
26	14:12:14	29.507	26.187	32.942	1:28.636	40:51.590	6	13:40:12	29.255	25.975	33.535	1:28.765	8:50.272
27	14:13:41	28.857	25.832	32.922	1:27.611	42:19.201	7	13:41:41	29.056	26.035	33.441	1:28.532	10:18.804
28	14:15:09	28.746	25.898	32.685	1:27.329	43:46.530	8	13:43:09	28.697	26.001	33.424	1:28.122	11:46.926
29	14:16:37	28.973	26.021	33.305	1:28.299	45:14.829	9	13:44:37	28.753	26.127	33.517	1:28.397	13:15.323
30	14:18:08	31.234	26.504	33.376	1:31.114	46:45.943	10	13:46:39	1:00.305	27.228	34.059	2:01.592	15:16.915
N° 6, LAF M / LAF M, Pos. 6							11	13:48:08	29.137	26.135	33.517	1:28.789	16:45.704
1	13:33:01	33.625	27.002	33.563	1:34.190	1:38.785	12	13:49:38	29.199	26.385	34.240	1:29.824	18:15.528
2	13:34:30	29.140	26.251	33.334	1:28.725	3:07.510	13	13:51:08	29.583	26.546	34.564	1:30.693	19:46.221
3	13:35:58	29.031	26.080	33.121	1:28.232	4:35.742	14	13:52:40	29.980	26.860	35.383	1:32.223	21:18.444
4	13:37:26	28.816	25.859	33.223	1:27.898	6:03.640	15	13:54:14	30.758	27.375	35.717	1:33.850	22:52.294
5	13:38:53	28.488	25.813	33.057	1:27.358	7:30.998	16	13:55:47	31.191	28.627	32.524	Pit In	24:24.636
6	13:40:20	28.600	25.529	32.840	1:26.969	8:57.967	17	14:09:46	-	26.085	33.014	13:58.950	38:23.586
7	13:41:47	28.465	25.572	32.645	1:26.682	10:24.649	18	14:16:48	4:31.461	42.994	1:47.697	7:02.152	45:25.738
8	13:43:14	28.273	26.066	32.841	1:27.180	11:51.829	19	14:19:15	54.010	43.946	49.451	Pit In	47:53.145
9	13:44:40	28.295	25.688	32.524	1:26.507	13:18.336	N° 7, SER / SER, Pos. 14						
10	13:46:07	28.617	25.546	32.644	1:26.807	14:45.143	1	13:32:56	31.794	26.395	32.886	1:31.075	1:34.375
11	13:47:34	28.306	25.792	32.803	1:26.901	16:12.044	2	13:34:24	28.969	25.683	33.457	1:28.109	3:02.222
12	13:49:01	28.632	25.676	32.904	1:27.212	17:39.256	3	13:35:52	28.596	26.737	32.401	1:27.734	4:29.956
13	13:50:28	28.376	25.415	32.690	1:26.481	19:05.737	4	13:37:19	28.335	25.635	32.712	1:26.682	5:56.638
14	13:51:54	28.494	25.470	32.773	1:26.737	20:32.474	5	13:38:45	28.242	26.059	32.546	1:26.847	7:23.485
15	13:53:17	28.244	26.175	27.732	Pit In	21:54.625	6	13:40:12	28.529	25.651	32.571	1:26.751	8:50.236
16	13:57:58	-	25.898	33.030	4:41.057	26:35.682	7	13:41:39	28.562	25.649	32.369	1:26.580	10:16.816
17	13:59:25	28.808	25.721	32.729	1:27.258	28:02.940	8	13:43:05	28.411	25.678	32.558	1:26.647	11:43.463
18	14:00:52	28.692	25.702	32.787	1:27.181	29:30.121	9	13:44:32	28.375	25.512	32.394	1:26.281	13:09.744
19	14:02:20	29.303	25.679	32.704	1:27.686	30:57.807	10	13:45:58	28.191	25.675	32.429	1:26.295	14:36.039
20	14:03:47	29.239	25.699	32.692	1:27.630	32:25.437	11	13:47:25	28.619	25.515	32.592	1:26.726	16:02.765
21	14:05:15	28.740	25.635	32.902	1:27.277	33:52.714	12	13:48:51	28.409	25.708	32.476	1:26.593	17:29.358
22	14:06:41	28.378	25.493	32.650	1:26.521	35:19.235	13	13:50:18	28.269	25.802	32.422	1:26.493	18:55.851
23	14:08:08	28.622	25.673	32.649	1:26.944	36:46.179	14	13:51:40	28.400	25.694	28.223	Pit In	20:18.168
24	14:09:36	28.557	25.596	33.450	1:27.603	38:13.782	15	13:56:13	-	25.896	32.311	4:33.015	24:51.183
25	14:11:03	28.670	25.655	32.604	1:26.929	39:40.711	16	13:57:40	28.290	25.591	32.984	1:26.865	26:18.048
26	14:12:30	29.218	25.569	32.807	1:27.594	41:08.305	17	13:59:06	28.582	25.458	32.431	1:26.471	27:44.519
27	14:13:58	28.642	25.968	33.029	1:27.639	42:35.944	18	14:00:33	28.397	25.562	32.351	1:26.310	29:10.829
28	14:15:27	29.843	26.541	33.011	1:29.395	44:05.339	19	14:01:59	28.227	25.652	32.478	1:26.357	30:37.186
29	14:16:55	28.680	25.731	32.961	1:27.372	45:32.711	20	14:03:26	28.265	25.597	32.655	1:26.517	32:03.703
30	14:18:24	29.827	26.265	33.144	1:29.236	47:01.947	21	14:04:52	28.341	25.468	32.568	1:26.377	33:30.080
							22	14:06:19	28.566	25.502	32.375	1:26.443	34:56.523
							23	14:07:45	28.319	25.668	32.349	1:26.336	36:22.859
							24	14:09:11	28.407	25.617	32.244	1:26.268	37:49.127
							25	14:10:37	28.222	25.426	32.249	1:25.897	39:15.024

GT TOUR FFSA 2014

30 Mai au 1er Juin


SUPERTOURISME

Circuit de Lédenon (3.14 km)

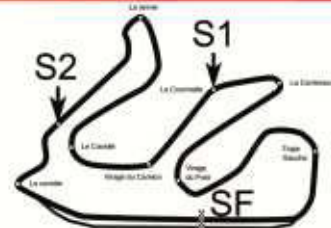
Course 3

Tour par tour

NT	Heure	S1	S2	S3	Dern. Tr	Total Time	NT	Heure	S1	S2	S3	Dern. Tr	Total Time
N° 11, RAY / RAY, Pos. 12							9	13:50:44	-	30.529	36.238	Pit In	19:22.265
22	14:06:19	28.566	25.502	32.375	1:26.443	34:56.523	10	14:08:16	-	27.534	33.917	17:31.629	36:53.894
23	14:07:45	28.319	25.668	32.349	1:26.336	36:22.859	11	14:09:51	29.570	28.500	36.871	1:34.941	38:28.835
24	14:09:11	28.407	25.617	32.244	1:26.268	37:49.127	12	14:11:25	33.296	27.072	33.478	1:33.846	40:02.681
25	14:10:37	28.222	25.426	32.249	1:25.897	39:15.024	13	14:12:53	29.209	26.016	33.222	1:28.447	41:31.128
26	14:12:03	28.601	25.394	32.342	1:26.337	40:41.361	14	14:14:21	29.134	26.005	33.203	1:28.342	42:59.470
27	14:13:29	28.338	25.721	31.476	Pit In	42:06.896	15	14:15:50	29.193	25.802	33.616	1:28.611	44:28.081
N° 19, BOR / BOR, Pos. 13							16	14:17:18	29.088	25.625	33.022	1:27.735	45:55.816
1	13:33:04	34.474	27.823	33.989	1:36.286	1:41.943	17	14:18:47	29.253	26.433	33.235	1:28.921	47:24.737
2	13:34:35	29.518	27.481	33.715	1:30.714	3:12.657	N° 27, BLA / BLA, Pos. 10						
3	13:36:04	29.497	26.555	33.432	1:29.484	4:42.141	1	13:33:03	34.550	27.608	33.904	1:36.062	1:40.929
4	13:37:34	29.217	26.391	33.982	1:29.590	6:11.731	2	13:34:32	29.543	26.559	33.290	1:29.392	3:10.321
5	13:39:03	29.473	26.196	33.383	1:29.052	7:40.783	3	13:36:01	29.290	26.113	33.437	1:28.840	4:39.161
6	13:40:32	29.229	26.455	33.631	1:29.315	9:10.098	4	13:37:30	29.913	25.871	33.177	1:28.961	6:08.122
7	13:42:01	29.133	26.533	33.149	1:28.815	10:38.913	5	13:38:59	29.252	25.983	33.545	1:28.780	7:36.902
8	13:43:31	29.071	26.040	34.892	1:30.003	12:08.916	6	13:40:28	29.077	26.241	33.467	1:28.785	9:05.687
9	13:45:01	29.378	26.471	33.770	1:29.619	13:38.535	7	13:41:56	29.171	25.847	33.261	1:28.279	10:33.966
10	13:46:30	29.285	26.024	33.933	1:29.242	15:07.777	8	13:43:24	29.133	26.127	33.280	1:28.540	12:02.506
11	13:47:59	28.805	25.979	34.022	1:28.806	16:36.583	9	13:44:52	28.880	25.647	33.260	1:27.787	13:30.293
12	13:49:27	29.351	25.904	33.598	1:28.853	18:05.436	10	13:46:20	29.340	25.636	32.978	1:27.954	14:58.247
13	13:50:58	29.291	27.540	33.615	1:30.446	19:35.882	11	13:47:51	28.685	25.857	35.725	1:30.267	16:28.514
14	13:52:26	28.723	26.192	33.230	1:28.145	21:04.027	12	13:49:19	29.242	25.819	33.385	1:28.446	17:56.960
15	13:53:53	30.014	25.984	30.743	Pit In	22:30.768	13	13:50:47	29.051	25.728	33.638	1:28.417	19:25.377
16	13:58:26	-	26.696	33.311	4:33.486	27:04.254	14	13:52:16	28.901	25.816	33.754	1:28.471	20:53.848
17	13:59:55	29.124	26.327	33.186	1:28.637	28:32.891	15	13:53:41	29.196	25.972	29.569	Pit In	22:18.585
18	14:01:23	28.887	26.106	33.136	1:28.129	30:01.020	16	13:58:10	-	26.471	33.512	4:29.187	26:47.772
19	14:06:07	3:38.548	31.374	34.507	4:44.429	34:45.449	17	13:59:39	29.721	26.252	33.156	1:29.129	28:16.901
20	14:08:24	1:12.343	29.284	34.528	2:16.155	37:01.604	18	14:01:07	29.103	25.751	33.099	1:27.953	29:44.854
21	14:09:55	31.059	26.685	33.528	1:31.272	38:32.876	19	14:02:35	28.680	25.633	33.419	1:27.732	31:12.586
22	14:11:29	31.721	26.430	36.105	1:34.256	40:07.132	20	14:04:04	29.742	26.046	33.166	1:28.954	32:41.540
23	14:14:30	29.390	26.390	33.837	3:00.492	43:07.624	21	14:05:31	28.915	25.454	33.070	1:27.439	34:08.979
24	14:16:01	29.708	27.035	34.341	1:31.084	44:38.708	22	14:06:59	28.869	25.906	33.290	1:28.065	35:37.044
25	14:17:32	30.040	27.158	34.189	1:31.387	46:10.095	23	14:08:29	29.110	27.051	33.468	1:29.629	37:06.673
26	14:19:08	32.349	27.495	36.441	1:36.285	47:46.380	24	14:09:57	29.204	25.996	33.334	1:28.534	38:35.207
N° 23, RIC / RIC, Pos. 15							25	14:11:27	29.977	26.581	33.636	1:30.194	40:05.401
1	13:33:02	34.588	27.651	33.774	1:36.013	1:40.428	26	14:12:57	29.517	26.231	33.409	1:29.157	41:34.558
2	13:34:31	29.023	26.482	33.247	1:28.752	3:09.180	27	14:14:25	29.648	25.964	33.220	1:28.832	43:03.390
3	13:36:00	28.966	26.328	33.190	1:28.484	4:37.664	28	14:15:55	29.427	26.030	33.860	1:29.317	44:32.707
4	13:37:40	40.853	26.554	33.067	1:40.474	6:18.138	29	14:17:24	29.412	26.304	33.880	1:29.596	46:02.303
5	13:39:08	28.776	26.273	33.006	1:28.055	7:46.193	30	14:18:54	29.598	26.915	33.629	1:30.142	47:32.445
6	13:40:37	28.802	26.038	33.568	1:28.408	9:14.601							
7	13:42:07	28.573	26.314	35.747	1:30.634	10:45.235							
8	13:43:44	33.505	30.342	32.596	Pit In	12:21.678							

GT TOUR FFSA 2014

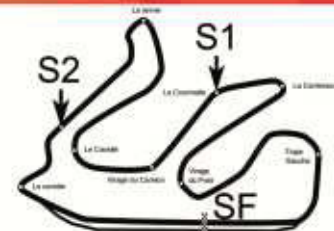
30 Mai au 1er Juin


SUPERTOURISME
Course 3

Circuit de Lédenon (3.14 km)

Tour par tour

NT	Heure	S1	S2	S3	Dern. Tr	Total Time	NT	Heure	S1	S2	S3	Dern. Tr	Total Time
N° 30, BEL / DIN, Pos. 5							N° 77, LAG / LAG, Pos. 2						
1	13:32:58	32.337	26.574	33.314	1:32.225	1:35.668	13	13:50:38	29.309	25.884	32.774	1:27.967	19:16.079
2	13:34:27	28.874	25.853	34.441	1:29.168	3:04.836	14	13:52:07	29.580	25.680	33.295	1:28.555	20:44.634
3	13:35:56	29.801	26.549	32.811	1:29.161	4:33.997	15	13:53:36	29.477	26.409	33.240	1:29.126	22:13.760
4	13:37:22	28.397	25.466	32.529	1:26.392	6:00.389	16	13:54:59	29.631	25.516	28.216	Pit In	23:37.123
5	13:38:49	28.310	25.696	32.970	1:26.976	7:27.365	17	13:59:47	-	32.153	35.145	Pit In	28:25.398
6	13:40:16	28.414	25.432	32.790	1:26.636	8:54.001	18	14:02:23	-	26.324	33.363	2:35.395	31:00.793
7	13:41:43	28.349	25.373	32.905	1:26.627	10:20.628	19	14:03:52	30.109	25.970	33.167	1:29.246	32:30.039
8	13:43:10	28.234	25.796	32.977	1:27.007	11:47.635	20	14:05:22	30.158	26.357	33.483	1:29.998	34:00.037
9	13:44:38	28.664	25.838	33.366	1:27.868	13:15.503	21	14:06:51	29.559	26.329	33.324	1:29.212	35:29.249
10	13:46:05	29.106	25.498	32.588	1:27.192	14:42.695	22	14:08:20	29.401	26.307	33.232	1:28.940	36:58.189
11	13:47:31	28.351	25.581	32.732	1:26.664	16:09.359	23	14:09:49	29.025	26.729	33.511	1:29.265	38:27.454
12	13:48:58	28.152	25.680	32.724	1:26.556	17:35.915	24	14:11:20	30.746	26.497	33.591	1:30.834	39:58.288
13	13:50:25	28.116	25.677	33.005	1:26.798	19:02.713	25	14:12:49	29.526	26.013	33.336	1:28.875	41:27.163
14	13:51:52	28.140	25.807	32.874	1:26.821	20:29.534	26	14:14:19	29.986	26.452	33.186	1:29.624	42:56.787
15	13:53:13	28.376	25.697	27.836	Pit In	21:51.443	27	14:15:48	29.145	26.173	33.608	1:28.926	44:25.713
16	13:57:41	-	25.472	28.380	Pit In	26:19.014	28	14:17:17	29.489	25.985	33.515	1:28.989	45:54.702
17	13:59:35	-	25.647	32.594	1:54.234	28:13.248	29	14:18:46	29.440	26.411	33.523	1:29.374	47:24.076
18	14:01:01	28.254	25.287	32.263	1:25.804	29:39.052	N° 56, MAR / EME, Pos. 11						
19	14:02:27	28.075	25.282	32.276	1:25.633	31:04.685	1	13:32:58	32.537	26.524	33.320	1:32.381	1:35.858
20	14:03:53	28.108	25.317	32.599	1:26.024	32:30.709	2	13:34:26	29.105	25.756	32.993	1:27.854	3:03.712
21	14:05:20	29.157	25.414	32.309	1:26.880	33:57.589	3	13:35:52	28.482	25.589	32.649	1:26.720	4:30.432
22	14:06:45	28.096	25.455	32.352	1:25.903	35:23.492	4	13:37:19	28.496	25.626	32.646	1:26.768	5:57.200
23	14:08:12	29.007	25.283	32.520	1:26.810	36:50.302	5	13:38:46	28.450	25.543	32.739	1:26.732	7:23.932
24	14:09:38	28.096	25.135	32.524	1:25.755	38:16.057	6	13:40:13	28.501	26.179	32.484	1:27.164	8:51.096
25	14:11:04	28.348	25.297	32.416	1:26.061	39:42.118	7	13:41:41	28.463	25.741	33.285	1:27.489	10:18.585
26	14:12:31	28.376	25.437	32.762	1:26.575	41:08.693	8	13:43:11	28.333	28.018	33.752	1:30.103	11:48.688
27	14:13:58	28.785	25.620	33.080	1:27.485	42:36.178	9	13:44:38	28.399	25.707	33.043	1:27.149	13:15.837
28	14:15:25	29.029	25.656	32.325	1:27.010	44:03.188	10	13:46:05	28.930	25.628	32.851	1:27.409	14:43.246
29	14:16:51	28.210	25.327	32.324	1:25.861	45:29.049	11	13:47:32	28.584	25.735	32.590	1:26.909	16:10.155
30	14:18:17	28.074	25.338	32.593	1:26.005	46:55.054	12	13:48:59	28.371	26.298	32.680	1:27.349	17:37.504
							13	13:50:26	28.522	25.481	32.542	1:26.545	19:04.049
							14	13:51:53	28.708	25.658	32.944	1:27.310	20:31.359
							15	13:53:15	28.468	25.774	27.741	Pit In	21:53.342
							16	13:57:44	-	25.784	32.713	4:29.015	26:22.357
							17	13:59:17	34.393	25.872	32.671	1:32.936	27:55.293
							18	14:00:44	28.627	25.445	32.603	1:26.675	29:21.968
							19	14:02:11	28.850	25.858	32.385	1:27.093	30:49.061
							20	14:03:38	28.602	25.463	32.472	1:26.537	32:15.598
							21	14:05:05	28.717	25.850	32.485	1:27.052	33:42.650
							22	14:06:31	28.411	25.569	32.519	1:26.499	35:09.149
							23	14:07:58	28.516	25.423	32.513	1:26.452	36:35.601
							24	14:09:24	28.302	25.861	32.577	1:26.740	38:02.341
							25	14:10:52	28.862	26.028	32.555	1:27.445	39:29.786
							26	14:12:19	29.150	25.279	32.624	1:27.053	40:56.839

GT TOUR FFSA 2014
 30 Mai au 1er Juin

SUPERTOURISME

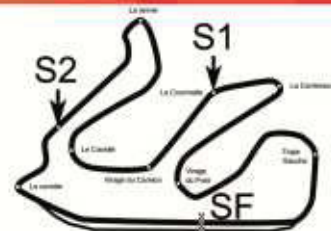
Circuit de Lédenon (3.14 km)

Course 3

Tour par tour

NT	Heure	S1	S2	S3	Dern. Tr	Total Time	NT	Heure	S1	S2	S3	Dern. Tr	Total Time
N° 77, LAG / LAG, Pos. 2							3	13:35:51	28.636	25.471	31.942	1:26.049	4:28.519
23	14:07:58	28.516	25.423	32.513	1:26.452	36:35.601	4	13:37:17	28.652	25.425	32.266	1:26.343	5:54.862
24	14:09:24	28.302	25.861	32.577	1:26.740	38:02.341	5	13:38:44	29.457	25.232	32.261	1:26.950	7:21.812
25	14:10:52	28.862	26.028	32.555	1:27.445	39:29.786	6	13:40:12	29.126	25.916	32.795	1:27.837	8:49.649
26	14:12:19	29.150	25.279	32.624	1:27.053	40:56.839	7	13:41:37	28.311	25.247	32.261	1:25.819	10:15.468
27	14:13:46	28.543	25.736	32.546	1:26.825	42:23.664	8	13:43:04	28.485	26.072	31.893	1:26.450	11:41.918
28	14:15:13	28.671	25.529	32.685	1:26.885	43:50.549	9	13:44:31	28.460	25.758	32.394	1:26.612	13:08.530
29	14:16:39	28.544	25.421	32.792	1:26.757	45:17.306	10	13:45:56	27.930	25.589	32.033	1:25.552	14:34.082
30	14:18:06	28.559	26.001	32.633	1:27.193	46:44.499	11	13:47:22	28.217	25.325	32.078	1:25.620	15:59.702
N° 89, DUM / GOM, Pos. 7							12	13:48:47	28.132	25.306	32.085	1:25.523	17:25.225
1	13:32:59	32.780	26.677	33.280	1:32.737	1:36.707	13	13:50:13	28.071	25.215	32.236	1:25.522	18:50.747
2	13:34:27	28.655	25.780	33.635	1:28.070	3:04.777	14	13:51:38	27.928	25.249	32.067	1:25.244	20:15.991
3	13:35:54	29.034	25.637	32.735	1:27.406	4:32.183	15	13:53:04	28.204	25.233	32.334	1:25.771	21:41.762
4	13:37:21	28.371	25.532	32.943	1:26.846	5:59.029	16	13:54:25	28.320	25.220	27.787	Pit In	23:03.089
5	13:38:43	28.642	25.522	28.122	Pit In	7:21.315	17	13:58:53	-	25.416	32.142	4:28.229	27:31.318
6	13:40:36	-	25.551	32.583	1:52.384	9:13.699	18	14:00:19	28.282	25.428	32.102	1:25.812	28:57.130
7	13:42:02	28.210	25.272	32.954	1:26.436	10:40.135	19	14:01:44	28.262	25.096	31.861	1:25.219	30:22.349
8	13:43:29	28.619	25.585	32.659	1:26.863	12:06.998	20	14:03:10	28.281	25.612	32.185	1:26.078	31:48.427
9	13:44:55	28.321	25.294	32.601	1:26.216	13:33.214	21	14:04:36	28.200	25.295	31.791	1:25.286	33:13.713
10	13:46:21	28.292	25.328	32.311	1:25.931	14:59.145	22	14:06:01	28.223	25.267	32.131	1:25.621	34:39.334
11	13:47:48	28.620	25.438	33.000	1:27.058	16:26.203	23	14:07:27	28.099	25.220	32.144	1:25.463	36:04.797
12	13:49:15	29.320	25.080	32.704	1:27.104	17:53.307	24	14:08:52	28.177	25.341	31.971	1:25.489	37:30.286
13	13:50:43	28.678	26.194	32.812	1:27.684	19:20.991	25	14:10:18	28.255	25.332	32.170	1:25.757	38:56.043
14	13:52:09	28.306	25.269	32.908	1:26.483	20:47.474	26	14:11:45	28.896	25.418	32.333	1:26.647	40:22.690
15	13:53:36	28.405	25.817	32.640	1:26.862	22:14.336	27	14:13:11	28.556	25.668	32.516	1:26.740	41:49.430
16	13:55:00	29.384	25.713	28.260	Pit In	23:37.693	28	14:14:38	28.523	25.587	32.591	1:26.701	43:16.131
17	13:59:37	-	26.229	33.079	4:37.112	28:14.805	29	14:16:06	28.777	25.771	33.244	1:27.792	44:43.923
18	14:01:05	28.806	26.179	32.961	1:27.946	29:42.751	30	14:17:34	28.892	25.913	33.177	1:27.982	46:11.905
19	14:02:32	28.769	25.895	32.844	1:27.508	31:10.259	N° 101, WAL / WAL, Pos. 9						
20	14:04:00	29.228	25.867	32.845	1:27.940	32:38.199	1	13:33:00	33.445	26.844	33.127	1:33.416	1:37.730
21	14:05:28	29.166	25.913	32.950	1:28.029	34:06.228	2	13:34:27	28.989	26.048	32.638	1:27.675	3:05.405
22	14:06:56	29.160	25.945	32.735	1:27.840	35:34.068	3	13:35:55	29.058	25.950	32.550	1:27.558	4:32.963
23	14:08:24	29.105	26.019	32.792	1:27.916	37:01.984	4	13:37:22	28.617	25.799	32.430	1:26.846	5:59.809
24	14:09:52	29.477	25.855	32.799	1:28.131	38:30.115	5	13:38:48	28.459	25.838	32.344	1:26.641	7:26.450
25	14:11:21	29.689	26.095	33.207	1:28.991	39:59.106	6	13:40:15	28.283	25.645	32.335	1:26.263	8:52.713
26	14:12:49	29.318	26.073	32.957	1:28.348	41:27.454	7	13:41:41	28.191	25.567	32.829	1:26.587	10:19.300
27	14:14:18	29.351	26.063	32.726	1:28.140	42:55.594	8	13:43:08	28.577	25.703	32.921	1:27.201	11:46.501
28	14:15:45	28.782	25.821	32.784	1:27.387	44:22.981	9	13:44:35	28.331	25.580	32.305	1:26.216	13:12.717
29	14:17:13	28.891	26.116	33.100	1:28.107	45:51.088	10	13:46:01	28.158	25.475	32.269	1:25.902	14:38.619
30	14:18:41	28.867	26.336	33.020	1:28.223	47:19.311	11	13:47:27	28.077	25.622	32.284	1:25.983	16:04.602
N° 92, BAS / BAS, Pos. 1							12	13:48:52	28.046	25.512	32.327	1:25.885	17:30.487
1	13:32:57	32.509	26.460	33.234	1:32.203	1:35.128	13	13:50:19	28.587	25.582	32.314	1:26.483	18:56.970
2	13:34:24	28.751	26.035	32.556	1:27.342	3:02.470	14	13:51:45	28.210	25.425	32.439	1:26.074	20:23.044
							15	13:53:12	28.334	25.857	32.823	1:27.014	21:50.058

GT TOUR FFSA 2014
30 Mai au 1er Juin



SUPERTOURISME

Course 3

Circuit de Lédenon (3.14 km)

Tour par tour

NT	Heure	S1	S2	S3	Dern. Tr	Total Time	NT	Heure	S1	S2	S3	Dern. Tr	Total Time
N° 101, WAL / WAL, Pos. 9													
10	13:46:01	28.158	25.475	32.269	1:25.902	14:38.619							
11	13:47:27	28.077	25.622	32.284	1:25.983	16:04.602							
12	13:48:52	28.046	25.512	32.327	1:25.885	17:30.487							
13	13:50:19	28.587	25.582	32.314	1:26.483	18:56.970							
14	13:51:45	28.210	25.425	32.439	1:26.074	20:23.044							
15	13:53:12	28.334	25.857	32.823	1:27.014	21:50.058							
16	13:54:39	28.494	25.742	32.597	1:26.833	23:16.891							
17	13:56:01	28.303	25.653	28.052	Pit In	24:38.899							
18	14:00:28	-	25.740	32.613	4:26.632	29:05.531							
19	14:01:54	28.248	25.655	32.434	1:26.337	30:31.868							
20	14:03:20	28.537	25.614	32.291	1:26.442	31:58.310							
21	14:04:47	28.384	25.794	32.672	1:26.850	33:25.160							
22	14:06:14	28.270	25.999	32.760	1:27.029	34:52.189							
23	14:07:41	28.616	25.924	32.637	1:27.177	36:19.366							
24	14:09:08	28.377	25.915	32.656	1:26.948	37:46.314							
25	14:10:35	28.079	25.951	32.380	1:26.410	39:12.724							
26	14:12:01	28.561	25.627	32.222	1:26.410	40:39.134							
27	14:13:28	28.698	25.249	32.688	1:26.635	42:05.769							
28	14:14:54	28.355	25.552	32.448	1:26.355	43:32.124							
29	14:16:22	28.517	26.096	33.419	1:28.032	45:00.156							
30	14:17:59	31.271	27.869	37.816	1:36.956	46:37.112							